

A Structuralist Model of the Small Open Economy in the Short, Medium and Long Run

Hian Teck Hoon and Edmund S Phelps

May 2005

Paper No. 09-2005

A Structuralist Model of the Small Open Economy in the Short, Medium and Long Run

Hian Teck Hoon and Edmund S. Phelps*
Singapore Management University and Columbia University

May 2005

Abstract

Open-economy macroeconomics contains a monetary model in the Keynesian tradition that is deemed serviceable for analyzing the short run and a nonmonetary neoclassical model thought capable of handling the long run. But do the Keynesian and neoclassical models meet the challenges thrown out by the main events of the past few decades—the '80s shock to Europe from the sharp increase of external real interest rates; the kind of speculative shock experienced in the U.S. and parts of northern Europe in the second half of the '90s: the prospect of new industries emerging in the future with needs for new capital; and what may have been an important shock in the U.S.: the large Kennedy cut in income taxes in 1964? We first indicate that the effects of these shocks on the open economy are not well captured by either the standard Keynesian model or the standard neoclassical theory. Next we provide a careful development of a nonmonetary model of the equilibrium path of the real exchange rate, share price level, as well as natural output, employment and interest that contains “trading frictions” of the customer-market type. We then examine its implications for the above kinds of shocks not only over the medium run but over the short

*Corresponding author: Professor Hian Teck Hoon, School of Economics and Social Sciences, Singapore Management University, 90, Stamford Road, Singapore 178903; tel: (65)-6828-0248; fax: (65)-6828-0833; e-mail: hthoon@smu.edu.sg; Professor Edmund S. Phelps, Department of Economics, Columbia University, International Affairs Building, Room 1004, New York , NY 10027. E-mail: esp2@columbia.edu; tel: 1-212-854-2060; fax: 1- 212-854-8059.

run and the long run as well. The structuralist model we develop also provides an explanation for the dollar's weakening and accompanying decline in U.S. employment from early 2002 to late 2004 (and prediction of subsequent recovery) resting on belated apprehensions over the scheduled explosion over future decades of Medicare and Social Security outlays for the baby boomers and alarm over the large tax cuts enacted in spite of this prospect. (*JEL* E24; F3; F4)

Keywords: structuralist model; share price; real exchange rate; employment

In open-economy macroeconomics there is a monetary model in the Keynesian tradition that is deemed serviceable for analyzing the short run (Robert Mundell, 1962, 1963; Rudiger Dornbusch, 1976, 1980) and there is a nonmonetary neoclassical theory thought capable of handling the long run (Olivier Blanchard and Stanley Fischer, 1989; João Ricardo Faria and Miguel León-Ledesma, 2000).¹ For years the weak point in this arsenal was agreed to be the medium run (Edmond Malinvaud, 1994, 1996). This run, which follows the short-run adjustment of production, hiring and training, advertising and other investment rates, is a period of adjustment for the various business assets, such as customers and trained employees as well as plant, during which nationals' private wealth holdings and social entitlements are regarded as constant—a period we will think of as emerging in the second year following a shock and running for half a decade or so. By now, several dynamic nonmonetary models of a “structuralist” possessing such a medium run have emerged (Edmund Phelps, 1988a, 1988b; Hian Teck Hoon and Phelps, 1992; Phelps, 1994; Maurice Obstfeld and Kenneth Rogoff, 2000). At present, though, the structuralist models tend to be seen as niche products offering no competition to the established short-run and long-run models.

But do the Keynesian and neoclassical models meet the challenges thrown out by the main events of the past few decades? We suggest that the effects

¹Carlos Rodriguez (1979), in addition to studying the short-run effects, also studies the long-run effects of monetary and fiscal policies in an open-economy Keynesian model under flexible exchange rates where the stock of foreign assets has fully adjusted to the stream of induced short-run international capital flows. This approach, however, suffers from the weakness that it assumes nominal wage or price-level stickiness even in the long run.

of these shocks on the open economy are not well portrayed by either the standard Keynesian model or by standard neoclassical theory. (We relegate to the appendix the key equations underlying the Dornbusch-Mundell-Fleming model and the standard competitive neoclassical model that form the basis of our following discussion.) Consider the '80s shock to Europe: an external jump in real interest rates. The Dornbusch-Mundell-Fleming model and its descendants, applied to fluctuating-exchange-rate economies such as the U.S., EU and Japan, predict that a rise in the overseas interest rate interacts with the home country's supply of liquidity, or LM curve, to cause a release of liquidity fuelling an increase of output and employment; in the usual extension, employment would gradually be forced back to its fixed natural level. Neoclassical theory would depict interaction of the interest rate increase with the supply of labor, in particular, it would show that a higher external real interest rate leads to an increase in the current marginal utility of wealth and thus a drop in the demand for leisure and hence an increase in the work week and possibly an increase in labor force participation. In fact, European employment went into a huge decline in the '80s and by 2000, nearly 20 years later, unemployment rates had hardly recovered at all except in those countries that caught the internet boom of the late 1990s or implemented economic reforms.²

Consider next the sort of shock experienced in the U.S. and parts of northern Europe in the second half of the '90s: the emerging prospect of new industries in the future creating increased needs for capital—as a macroeconomic approximation, an anticipated future shift in the productivity parameter (see Phelps and Gylfi Zoega, 2001). The Dornbusch-Mundell-Fleming model could only represent such an event as an increase in the marginal efficiency of investment, thus a shift of the IS curve, but such a disturbance

²In defense of the open economy Keynesian model, one might argue that in response to the higher external real interest rate in the first half of the '80s, Europe contracted money supply in order to fend off inflationary pressures, and thus produced a rise in unemployment. However, for such an endogenous response in monetary policy to actually cause a recession, Europe would have had to experience real exchange rate appreciation according to the Dornbusch-Mundell-Fleming model. (This is readily proved with the Dornbusch-Mundell-Fleming model set up in the appendix.) Data, in fact, show that Europe faced real exchange rate depreciation in the first half of the '80s (see Jean-Paul Fitoussi and Phelps, 1988, Table 2.1 and Rogoff, 2002, various figures).

would appreciate the currency by so much as to leave little or no rise in domestic interest rates and consequent release of liquidity, thus little or no rise in gross domestic output and employment.³ Neoclassical theory would depict a decline in the current marginal utility of wealth and thus a jump in the demand for leisure, in parallel to a jump in consumer demand, and hence a decrease in the work week and possibly a decrease in labor force participation. In fact, from 1996 to 1999 or 2000, employment zoomed without rising inflation, the labor force clearly rose, and hours per employed person inched up, at least in the U.S. and, it appears, in the other booming economies too.

Finally, consider what may have been a major shock of the '60s: the large Kennedy tax cut, mostly the reduction in income taxes, enacted in the U.S. in 1964.⁴ The Keynesian models implied that such a tax cut, in causing a real exchange rate appreciation, might fail to expand output through a net stimulus to aggregate demand but it might still be expansionary by reducing the costs of imported intermediary goods. Neoclassical theory suggested an expansion through the tax cut's impact on the supply and demand for labor. In fact, the U.S. showed no significant real appreciation—there was at first a mild depreciation and subsequently a recovery of the exchange rate—and the labor force did not appear to rise more than might have resulted from the decline of the unemployment rate. The fact that the unemployment did decline over the decade suggests that other mechanisms or channels may have delivered the famed expansion ; aggregate demand cannot be excluded (since there was no appreciation), but the decline of inflation at mid-decade speaks somewhat against heavy reliance on that channel.

We think that this somewhat disappointing performance of the Keynesian and neoclassical approaches should impel a closer look by macroeconomists into the behavior of the relatively new structuralist models to

³A more sophisticated characterization of central bank policy in response to the upward shift of the IS curve for a large open economy like the U.S. could produce the high output and employment that we observed in the '90s. According to that more sophisticated Keynesian model, however, the high output and employment should have led to wage and price inflation, and we had surprisingly little of that. We believe that the structuralist model we develop here helps with that puzzle.

⁴Personal income taxes were cut by more than 20 percent. The marginal personal income tax rates, which ranged from 20 to 91 percent before the cut, ranged from 14 to 70 percent as a result of the Revenue Act of 1964.

which we have referred. And since this third kind of model is dynamic, or intertemporal, a careful development of such a model provides the opportunity to compare its implications not only over the medium run but for the short run and the long run as well. Here we will develop more fully than has been attempted so far the small open-economy version of the customer-market model, first introduced by Phelps and Sidney Winter (1970) and extended in a general-equilibrium way in several papers since then (Guillermo Calvo and Phelps, 1983; Nils Gottfries, 1991; Paul Krugman, 1987; and Phelps, 1994). (In the appendix, we show how the model can be modified to the case of a large open economy.) The result is a nonmonetary model of the equilibrium path of the real exchange rate, share price level as well as natural output, employment and interest based on trading frictions in the goods market.⁵

Our model also provides an explanation for the dollar's weakening and decline in employment since early 2002 and predicts a subsequent recovery that is centered around the epochal event hanging over the present situation: the explosion over the next few decades of Medicare and Social Security outlays for the baby boom generation. In any surprise-free scenario, or equilibrium path, the expectation of this future fiscal burden causes the U.S. current account to go into surplus until the period when the baby boomers are exercising their huge medical and pension claims, during which the current account jumps into deficit (see Phelps, 2004). The logic is that the nation will do outsized saving in the early years to make room for the huge bulge of Medicare and Old Age Survivor and Disability Insurance (OASDI) claims that lie ahead. The dollar must weaken enough to shift the current account balance from today's deficit not just to a sustainable deficit level but to the needed surplus. In contrast, the Dornbusch-Mundell-Fleming model predicts that an anticipation of a future increase in government transfer payment leads to a current real exchange rate appreciation and a temporary recession. The aggregative neoclassical model with its assumption of zero trading costs lacks the richness to study the behavior of the real exchange

⁵Charles Engel and John Rogers (2000) show empirically that nominal price stickiness, in conjunction with fluctuating nominal exchange rates, alone is not sufficient to explain why real exchange rates fluctuate so dramatically. Trading frictions in goods markets are also empirically important.

rate. Our explanation of the recent dollar weakness also contrasts with that of Blanchard, Francesco Giavazzi and Filipa Sa (2005) who argue that the dollar's weakness since 2002 is due to the current huge accumulated external liabilities of the U.S. requiring the running of large trade surpluses to service the interest on debt.

The paper is organized as follows. In Section I, we present some heuristics. Then, in Section II, we develop and study the properties of a model suitable for a short-run and medium-run analysis. For concreteness, we think of a medium run here as a period during which nationals' holdings of net foreign assets are constant.⁶ (The justification is that wealth will not change by enough, and soon enough, to influence greatly the early responses of the jumpy variables and the growth or decline of the customer stock.) More precisely, as we will be examining the four shocks discussed above under the simplifying assumption that the small open economy in question is initially neither a net creditor nor net debtor, the level of nationals' holdings of net foreign assets held constant in the short- and medium-run analysis is zero. We will establish conditions under which a unique perfect foresight path exists in a 3×3 dynamic system with the stock of customers as a slow-moving variable. (The full 4×4 dynamic system that takes full account of the influence of changes in the holding of net foreign assets on the two jumpy variables of the system is treated in the appendix.) We then move on to apply the model to analyze four economic shocks: an expectation of a future step-increase in the level of Harrod-neutral productivity parameter; an increase in the exogenously given world real rate of interest; a permanent balanced-budget cut in the wage income tax rate; and an expectation of a future wage income tax rate increase required to finance increased entitle-

⁶The short cut that we take in the main text (the general case is treated in the appendix) is analogous to that taken in closed-economy macroeconomics in its study of short and medium-run dynamics, where the influence on the dynamic system of the implied change in the stock of physical capital resulting from a change in the level of net investment is ignored. In that system, if we take into account that an exogenous increase in investment spending (a rightward shift of the IS curve given the LM curve) results in a higher stock of physical capital, the rise in the real interest rate would be attenuated. Similarly, in our system, if we take into account the fact that an increase in the holding of the stock of net foreign assets raises the required domestic interest rate through a wealth effect, the extent of any real exchange rate depreciation is also attenuated.

ment spending. Section III then turns to the long run, where the levels of net foreign assets held by nationals adjust fully. Some concluding remarks are contained in Section IV.

I. Some Heuristics

The model we present here can be thought of as providing a general-equilibrium characterization of two familiar diagrams in standard microeconomics: an imperfectly competitive product-market diagram and a Marshallian labor-market diagram. With firms possessing some positive degree of monopoly power, a wedge is driven between the price and marginal cost—a mark-up that is greater than one—in the product-market diagram. We will show that in our open-economy customer-market model, the size of the mark-up is a function of two important variables, the share price level and the real exchange rate. An increase in the share price level makes it more worthwhile for the firm to reduce current mark-ups in an effort to increase the current customer base. Additionally, an increase in the real exchange rate (a real exchange rate appreciation) makes international competition more intense and also acts to encourage firms to reduce their current mark-ups.

The decline in the optimal mark-up due to a rise in share price level and real exchange rate appreciation is translated in the Marshallian labor-market diagram as a rightward shift of the labor demand curve as the marginal revenue product at any given level of employment is increased. Juxtaposed against an upward-sloping wage-setting curve, this implies that increases in share price levels and real exchange rate appreciations cause an expansion of equilibrium employment. Is there any empirical evidence to support this? In Hoon, Phelps and Zoega (2005), we conduct formal empirical tests that give some support to the theory developed here.

Figure 1 shows the cross-sectional relationship between the stock market capitalization-GDP ratio and the employment rate of several OECD countries. A clear positive relationship is visible. Figure 2 depicts the relationship between the real exchange rate (an increase means a real appreciation) and the employment rate in a cross section of the same OECD economies. A real exchange rate appreciation appears to go hand in hand with higher em-

ployment rates. Though not perfect, the relationship is surprisingly strong (correlation is 0.68). This simple graph is indicative that the relationship between real exchange rates and employment may be more involved than the textbook version of the open-economy Keynesian model would lead one to believe. Our aim in this paper is to develop a model that makes elevated share price levels (suitably normalized by aggregate productivity levels) and strong real exchange rates important predictors of strong employment performance.

II. The Model in the Short and Medium Run

In the product market, firms use domestic labor only to produce for a global customer market. Initially, the firms' stock of customers currently equals the population of nationals. The size of the domestic labor force, which is also the initial stock of customers at domestic firms, is a positive constant, both belonging to a population in a demographic stationary state. We normalize the size of the domestic labor force to one. The number of domestic firms is also taken to be fixed, and the firms are all in identical (or symmetrical) circumstances. The characteristic of the customer market in the Phelps-Winter model is the informational frictions that would impede a quick flow of customers to a firm were it to choose to post a lower price than that being charged elsewhere. A firm setting a price always below that set by the other (identically behaving) firms would only gradually drain customers from its competitors. Symmetrically, it is supposed that a firm setting a price always above that set by the others would see an equally gradual erosion of its customer stock, as customers sought alternative suppliers (including foreign suppliers) and required varying lengths of time to find them. This is our way of modelling "trading costs," which Obstfeld and Rogoff (2000) argued to be essential for explaining a number of puzzles in open economy macroeconomics. The Law of One Price, accordingly, can be violated temporarily in equilibrium even for traded goods though it holds in steady state (Engel, 1999). This is because one country's producers may price their goods more expensively than those of another at the price of a loss of market share over time.

In the labor market, our firms, while collectively beneficiaries of infor-

mation imperfections in the product market, are victims of imperfect information in the workplace. At each firm the members of the firm's work force suffer randomly timed and statistically independent episodes of shirking. Workers are able to shirk without certainty of being caught because monitoring is expensive and the firms cannot afford continuous monitoring. But given that the firm can monitor costlessly at times when the opportunity presents itself, workers know that an act of shirking will be detected with some positive probability. Consequently, a worker of given accumulated assets will succumb to the urge to shirk with less frequency the greater the opportunity cost of being caught and hence dismissed. The effort rate is increasing in the real wage offered by the firm where the worker is currently employed, v^i , decreasing in wage-income prospect of persons in the unemployment pool proxied by the product of the employment rate (that is, one minus the unemployment rate) and the expected market wage, $(1 - u)v^e$, and decreasing in the worker's average independent income, y^w . (Note that if we conceive of the wage rate as real wage—measured in domestic consumer goods, say—the corresponding average nonwage income y^w should be thought of as real nonwage income after nonwage transfers and nonwage taxes.⁷) Making the convenient assumption that firms have the identical distribution of employees by age and wealth, so that there is nothing special about one firm's employees, and assuming that the effort rate is homogeneous of degree zero in the three arguments, we can simply write the effort function as $\epsilon((1 - u)v^e/v^i, y^w/v^i)$. We assume that $\epsilon_1 < 0$, $\epsilon_2 < 0$, $\epsilon_{11} < 0$, $\epsilon_{22} < 0$, and $\epsilon_{12} < 0$. The assumptions that $\epsilon_{11} < 0$ and $\epsilon_{22} < 0$ ensure that the second-order conditions are satisfied while $-\epsilon_{12} > 0$ means that the marginal effect of raising the real wage on effort (given $(1 - u)v^e$) is lower the higher is the nonwage income.

A firm can combat the shirking propensity of its workers by offering an increased wage, raising it above the market-clearing level. As firms generally adopt the strategy of paying above-market-clearing wages, the same wage at the individual firm confers a reduced advantage—labor input and hence

⁷When we later consider a reduction in lump-sum transfer payment to match the permanent wage income tax cut, we will see that as the decrease in lump-sum transfer payment reduces the after-transfer nonwage income, the efficiency wage needed to minimize unit cost is also reduced. The transfer payment adds to nonwage income on the assumption that the worker receives it from the government whether or not he is or will be employed.

output costs more—so unemployment arises. For labor-market equilibrium, v^e at any given $1 - u$ is just large enough that, for all i , $v^i = v^e$: none of the identical firms sees an advantage in offering a still-higher wage to further reduce shirking. This apparatus delivers the well-known wage curve portraying the equilibrium wage as rising with $1 - u$. We would remark that other models of the wage curve exist, for example Christopher Pissarides (2000), which suitably formulated, would permit the same results that we obtain. We now develop the supply side of the model in the form of the labor-market equilibrium before turning to study the product and capital markets.

A. The Labor Market

Let the i th firm's output z^i be given by $\Lambda \epsilon n^i$, where Λ is the index of Harrod-neutral productivity level and n^i is the number of the firm's employees. For costs to be at a minimum at any given employment level, the wage at the i th firm must be high enough to minimize the ratio of its wage, v^i , to effort at the firm, $\epsilon((1 - u)v^e/v^i, y^w/v^i)$. The minimization problem at such a firm may be described as $\zeta^i = \min [v^i/(\Lambda \epsilon((1 - u)v^e/v^i, y^w/v^i))]$ by choosing v^i . With the labor force a constant, the number of persons supplied to the labor market per firm is a constant, n_s . If n is the average employment at the other firms, then u is approximately $(n_s - n)/n_s$. The optimal choice of v^i yields the generalized Solow elasticity condition:

$$(1) \quad - \left[(1 - u) \left(\frac{v^e}{v^i} \right) \left(\frac{\epsilon_1}{\epsilon} \right) + \left(\frac{y^w}{v^i} \right) \left(\frac{\epsilon_2}{\epsilon} \right) \right] = 1.$$

Labor-market equilibrium and the similarity of firms imply that $v^i = v = v^e$. Under these conditions, (1) simplifies to

$$(2) \quad - \left[(1 - u) \left(\frac{\epsilon_1}{\epsilon} \right) + \left(\frac{y^w}{v} \right) \left(\frac{\epsilon_2}{\epsilon} \right) \right] = 1.$$

Noting that the first and second arguments in the effort function are now given by $1 - u$ and y^w/v , respectively, we infer from (2) that v/y^w is an increasing function of $1 - u$:

$$\frac{\partial \left(\frac{v}{y^w} \right)}{\partial (1 - u)} = \frac{[2\epsilon_1 + (1 - u)\epsilon_{11} + \left(\frac{y^w}{v} \right)\epsilon_{21}] \left(\frac{y^w}{v} \right)^{-2}}{2\epsilon_2 + (1 - u)\epsilon_{12} + \left(\frac{y^w}{v} \right)\epsilon_{22}} > 0.$$

We write

$$(3) \quad \frac{v}{y^w} = \Phi(1 - u); \quad \Phi'(1 - u) > 0.$$

In the absence of any taxes and transfers, and recalling that we are holding the level of net foreign assets constant at zero for a short- to medium-term analysis, a suitable normalization of the fixed number of firms at one implies that $y^w + (1 - u)v \equiv \Lambda\epsilon[1 - u]$. Then, using (3), we obtain

$$y^w \equiv \frac{\Lambda\epsilon[1 - u]}{1 + (1 - u)\Phi(1 - u)},$$

whence $\zeta \equiv v/(\Lambda\epsilon) = (v/y^w)(y^w/(\Lambda\epsilon)) = [(1 - u)\Phi(1 - u)][1 + (1 - u)\Phi(1 - u)]^{-1}$. Hence, the unit cost ζ is a monotone increasing function of the economy-wide employment rate, $1 - u$. Now if we limit ourselves to situations where increased output would require increased employment (and so excluding the case where the effect of reduced unemployment on effort might swamp the effect of having more persons at work), we make z a monotone increasing function of $1 - u$.⁸ Noting that $z = \Lambda\epsilon[1 - u] \equiv c^s x$, where c^s is the output supplied per customer and x is the total stock of customers, we can write $\zeta = \Upsilon(c^s x/\Lambda)$; $\Upsilon'(c^s x/\Lambda) > 0$.⁹ Hence the firm's unit cost, ζ , is increasing in aggregate output (relative to the measure of productivity), and there may be said to be rising “industry cost” despite constant cost at the individual firm through the wage and shirking effects of increased employment.

B. *The Product Market*

Our objective here is to develop a model of the small open economy in which all firms, foreign and domestic, operate in a market subject to informational frictions. In the case we are examining here, initially all the relevant customers of national firms—firms that produce only with national labor—are nationals. Although the small open economy is too small to affect perceptibly the world real rate of interest, by definition, disturbances to the

⁸The mathematical condition is that $(1 - u)\epsilon_1 - (1 - u)\epsilon_2\Phi^{-2}\Phi' + \epsilon > 0$.

⁹The intermediate step to prove this is to use the relationship $\epsilon(1 - u, \Phi^{-1})[1 - u] \equiv c^s x/\Lambda$. Since $1 - u$ is increasing in $c^s x/\Lambda$ under our assumption, and ζ is increasing in $1 - u$, hence ζ is increasing in $c^s x/\Lambda$.

demand of its national customers will certainly be felt by national firms, and so will the exchange rate and the real interest rate in terms of the good supplied by national firms and their price.

With regard to the i th firm, we let x^i , a continuous variable, denote (the size of) its customer stock; let c^{si} denote the amount of consumer output it supplies per customer; and let p^i denote its price, say, in units of the domestic good.¹⁰ We will let p denote the price at the other domestic firms and p^e the price that the firm and its customers expect is being charged by other domestic firms (all measured in units of the domestic good). We introduce a variable \hat{p} , where \hat{p}^{-1} tells us how many units of the domestic good must be given up in exchange for one unit of the foreign good. Consequently, an increase in \hat{p} is a real exchange rate appreciation.

In product-market equilibrium, by definition, every firm and its customers have correct expectations about the other firms, that is, $p = p^e$. With their expectations thus identical in product-market equilibrium, the identically situated domestic firms will then behave alike, so that $p^i = p = p^e$.

A firm, in maximizing the value of its shares, has to strike a balance between the benefits of a high price, which are increased revenue and reduced cost, thus increased profit, in the present, and the benefits of a low price, which are an increased profit base in the future as customers elsewhere gradually learn of the firm's price advantage. The key dynamic is therefore the law of motion of the firm's customer stock,

$$(4) \quad \frac{dx_t^i}{dt} = g\left(\frac{p_t^i}{p_t}, \hat{p}_t\right)x_t^i; \quad g_1 < 0; \quad g_{11} \leq 0; \quad g_2 < 0; \quad g_{22} \leq 0; \quad g(1, 1) = 0.$$

The joint assumption that $g_1 < 0$ and $g_{11} \leq 0$ means that the marginal returns to price concessions are nonincreasing, in the sense that successive price reductions of an equal amount by firm i yield a nonincreasing sequence of increments to the exponential growth rate of customers. The inequality $g_2 < 0$ implies a gain of customers at the expense of foreign suppliers when the real exchange rate depreciates though successive weakening of the real exchange rate yields a nonincreasing sequence of increments to the exponential growth rate of customers since $g_{22} \leq 0$. What the sign of g_{12} is relates

¹⁰Expressing all prices in terms of the foreign good would not substantively alter the analysis.

to the question of what the effect of foreign competition on domestic firms' market power is. Suppose that $\hat{p} < 1$ so there has been a real exchange rate depreciation, hence foreign goods are selling at a premium. Then each identically situated domestic firm is increasing its market share at the expense of foreign suppliers. In such an environment, a reduction in p_i , given p , can be expected to generate a smaller increase in the rate of inflow of customers compared to a situation where $\hat{p} > 1$ (and each identically situated domestic firm is losing customers to foreign suppliers). Since stiffer foreign competition (higher \hat{p}) confers a higher marginal return to a price concession, firm i is induced to go further in reducing its markup, holding other things constant. In our theory, therefore, the assumption that $g_2 < 0$; $g_{22} < 0$ taken alone or jointly with $g_{12} < 0$ implies that an appreciation of the real exchange rate will lead to lower domestic markups and hence increased output supplied due to the increased competition that domestic producers face from foreign suppliers.

The representative firm has to choose the price at which to sell to its current customers. Raising its price causes a decrease, and lowering the price an increase, in the quantity demanded by its current customers according to a per-customer demand relationship, $D(p^i/p, c^s)$, where c^s in this context is set equal to the average expenditure per customer, c^d , at the other firms. For simplicity, we assume that $D(\cdot)$ is homogeneous of degree one in total sales, c^s , and so we write $c^{s_i} = \eta(p^i/p)c^s$; $\eta'(p^i/p) < 0$; $\eta(1) = 1$. Each firm chooses the path of its real price or, equivalently, the path of its supply per customer to its consumers, to maximize the present discounted value of its cash flows. The maximum at the i th firm is the value of the firm, V^i , which depends upon x^i :

$$V_0^i \equiv \max \int_0^\infty \left[\left(\frac{p_t^i}{p_t} \right) - \Upsilon \left(\frac{c_t^s x_t}{\Lambda} \right) \right] \eta \left(\frac{p_t^i}{p_t} \right) c_t^s x_t^i \exp^{-\int_0^t r_s ds} dt.$$

The maximization is subject to the differential equation giving the motion of the stock of customers of the i th firm as a function of its relative, or real, price and the real exchange rate given by (4) and an initial x_0^i . The current-value Hamiltonian is expressed as

$$\left[\left(\frac{p^i}{p} \right) - \Upsilon \left(\frac{c^s x}{\Lambda} \right) \right] \eta \left(\frac{p^i}{p} \right) c^s x^i + q_m^i g \left(\frac{p^i}{p}, \frac{p^i}{p^*} \right) x^i,$$

where q_m^i is the shadow price, or worth, of an additional customer and p^* is the price charged by the foreign supplier expressed in our domestic currency. (In symmetric equilibrium, $p^i = p$ and $\hat{p} \equiv p^i/p^* = p/p^*$.) The first-order condition for optimal p^i is

$$(5) \quad \eta\left(\frac{p^i}{p}\right) \frac{c^s x^i}{p} + \left[\left(\frac{p^i}{p}\right) - \Upsilon\left(\frac{c^s x}{\Lambda}\right) \right] \eta'\left(\frac{p^i}{p}\right) \frac{c^s x^i}{p} + q_m^i \left[g_1\left(\frac{p^i}{p}, \frac{p^i}{p^*}\right) \frac{x^i}{p} + g_2\left(\frac{p^i}{p}, \frac{p^i}{p^*}\right) \frac{x^i}{p^*} \right] = 0.$$

Another two other necessary first-order conditions (which are also sufficient under our assumptions) from solving the optimal control problem are:

$$(6) \quad \frac{dq_{mt}^i}{dt} = [r_t - g\left(\frac{p_t^i}{p_t}, \frac{p_t^i}{p_t^*}\right)] q_{mt}^i - \left[\left(\frac{p_t^i}{p_t}\right) - \Upsilon\left(\frac{c_t^s x_t}{\Lambda}\right) \right] \eta\left(\frac{p_t^i}{p_t}\right) c_t^s,$$

$$(7) \quad \lim_{t \rightarrow \infty} \exp^{-\int_0^t r_s ds} q_{mt}^i x_t^i = 0.$$

We now show that “marginal q” denoted q_m^i is equal to “average q,” which we denote as $q_a^i \equiv V^i/x^i$. Taking the time derivative of the product $q_m^i x^i$, we obtain

$$\begin{aligned} \frac{d(q_{mt}^i x_t^i)}{dt} &= q_{mt}^i \left[\frac{dx_t^i}{dt} \right] + x_t^i \left[\frac{dq_{mt}^i}{dt} \right] \\ &= g\left(\frac{p_t^i}{p_t}, \hat{p}_t\right) q_{mt}^i x_t^i + [r_t - g\left(\frac{p_t^i}{p_t}, \hat{p}_t\right)] q_{mt}^i x_t^i - \left[\left(\frac{p_t^i}{p_t}\right) - \Upsilon\left(\frac{c_t^s x_t}{\Lambda}\right) \right] \eta\left(\frac{p_t^i}{p_t}\right) c_t^s x_t^i \\ &= r_t q_{mt}^i x_t^i - \left[\left(\frac{p_t^i}{p_t}\right) - \Upsilon\left(\frac{c_t^s x_t}{\Lambda}\right) \right] \eta\left(\frac{p_t^i}{p_t}\right) c_t^s x_t^i, \end{aligned}$$

which we can integrate and then use (7) to obtain

$$q_{mt}^i x_t^i = \int_t^\infty \left[\left(\frac{p_k^i}{p_k}\right) - \Upsilon\left(\frac{c_k^s x_k}{\Lambda}\right) \right] \eta\left(\frac{p_k^i}{p_k}\right) c_k^s x_k^i \exp^{-\int_t^k r_s ds} dk \equiv V_t^i.$$

Hence, $q_m^i = q_a^i = q^i$.

Equating p^i to p , and setting $q^i = q$, delivers the condition on consumer-good supply per firm for product-market equilibrium:

$$(8) \quad \left[1 + \frac{\eta(1)}{\eta'(1)} - \Upsilon\left(\frac{c^s x}{\Lambda}\right) \right] = -\left(\frac{q}{c^s}\right) \left(\frac{g_1(1, \hat{p}) + \hat{p} g_2(1, \hat{p})}{\eta'(1)} \right); \quad \eta(1) = 1.$$

The expression in the square brackets is the algebraic excess of marginal revenue over marginal cost, a negative value in customer-market models as the firm supplies more than called for by the static monopolist's formula for maximum current profit, giving up some of the maximum current profit for the sake of its longer-term interests. An increase in q (the unit value of the business asset) means that profits from future customers are high so that each firm reduces its price (equivalently its markup) in order to increase its customer base. Hence lower prices in the Phelps-Winter model are a form of investment, an investment in market share. Note also the role played by the real exchange rate (\hat{p}). If stiffer foreign competition leads to reduced market power of domestic firms, then a higher \hat{p} leads domestic firms to increase their output even further beyond the point where current marginal revenue equals marginal cost as dictated by a static monopolist. This channel is present if either $g_{22}(1, \hat{p}) < 0$ or $g_{12}(1, \hat{p}) < 0$.

From (8), we can express consumer-good supply per customer relative to productivity, c^s/Λ , in terms of q/Λ , \hat{p} , and x , that is, $c^s/\Lambda = \Omega(q/\Lambda, \hat{p}, x)$. It is straightforward to show that $0 < e_{q/\Lambda} \equiv d \ln(c^s/\Lambda)/d \ln(q/\Lambda) < 1$, $e_{\hat{p}} \equiv d \ln(c^s/\Lambda)/d \ln \hat{p} > 0$ and $-1 < e_x \equiv d \ln(c^s/\Lambda)/d \ln x < 0$, where e_j denotes the partial elasticity of c^s/Λ with respect to the variable j . As explained before, an increase in q makes investments in customers through reducing the markup attractive and so expands output. An increase in \hat{p} , that is, a real exchange rate appreciation causes markups to decrease as domestic firms face stiffer competition from foreign suppliers and hence increases output and employment. Finally, with rising marginal costs, an increase in the number of customers at each firm leads to a less than proportionate decline in the amount of output supplied per customer. Noting that we can express the markup, say μ , as being equal to $1/\zeta$, we can also say that our theory implies that, for given x , the markup is inversely related to q/Λ and \hat{p} so we write $\mu = m(q/\Lambda, \hat{p})$, $m_1 < 0$ and $m_2 < 0$.

C. *The Capital Market*

Finally we sketch the mechanisms of saving, investment and asset valuation in the capital market. Households have to plan how much of income to save, putting their savings in domestic shares; any excess is invested overseas

and any deficiency implies the placement of shares overseas. Firms have to plan their accumulation of customers, issuing (retiring) a share for each customer gained (lost); any excess of customers over the domestic population implies some customers are overseas and any deficiency means that foreign firms have a share of the market. Since the stock of customers, hence shares, is sluggish, the level of the share price must clear the asset market.

In a symmetric situation across firms, (6) simplifies to

$$(9) \quad \frac{[1 - \Upsilon(\frac{c^s x}{\Lambda})]c^s}{q} + \frac{\dot{q}}{q} + g(1, \hat{p}) = r,$$

where a dot over a variable denotes its time derivative. This equation in the firm's instantaneous rate of return to investment in its stock of assets, which are customers, is an intertemporal condition of capital-market equilibrium: it is entailed by correct expectations of \dot{q} , r and \hat{p} at all future dates. We will make the assumption that initially the shares issued by domestic firms are all held by nationals.

Drawing upon the Blanchard-Yaari model of finite-lived dynasties subject to exponential mortality, it is argued that the economy here satisfies an Euler-type differential equation in the rate of change of consumption per customer, c^d . Consumption growth is governed by the excess of the interest rate over the rate of pure time preference, denoted ρ , and by the ratio of (nonhuman) wealth, denoted W , to consumption. Upon setting customers' consumption per customer equal to the output supplied to them per customer, c^s , we obtain

$$(10) \quad \frac{dc_t^s}{dt} = (r_t - \rho)c_t^s - \theta(\theta + \rho)W_t,$$

where θ denotes the instantaneous probability of death and $W \equiv qx$ here. In requiring here that q at each moment be at such a level as to make the path of planned consumption (its growth as well as its level) consistent with the path of output from (8), we are requiring that the market where goods are exchanged for shares (at price q) be in equilibrium. No household will find the prevailing share price different from what is expected.¹¹

¹¹From (10), we obtain an expression giving us the consumer's *required* rate of interest: $r = \rho + \theta(\theta + \rho)(qx/c^s) + (\dot{c}^s/c^s)$. By noting that $c^s/\Lambda = \Omega(q/\Lambda, \hat{p}, x)$, we can further replace (\dot{c}^s/c^s) by $e_{q/\Lambda}(\dot{q}/q) + e_{\hat{p}}(\dot{\hat{p}}/\hat{p}) + e_x g(1, \hat{p})$.

Finally, for international capital-market equilibrium with perfect capital mobility, we must satisfy the real interest parity condition, which states that any excess of domestic real interest rate, r , over the exogenously given world real rate of interest, r^* , must be met by an exact amount of expected rate of real exchange depreciation. This equation is:

$$(11) \quad r = r^* - \frac{\dot{\hat{p}}}{\hat{p}}.$$

Equations (8) to (11) give us four equations in the four variables: c^s/Λ , q/Λ , \hat{p} , and x . However, using the relation $c^s/\Lambda = \Omega(q/\Lambda, \hat{p}, x)$ derived from (8), we can reduce the system to three dynamic equations in the three variables: q/Λ , \hat{p} , and x , the last being a slow-moving variable. We proceed to do the necessary substitutions to obtain and analyze the 3×3 dynamic system, showing the conditions under which a unique perfect foresight path exists.

D. The 3×3 Dynamic System

The dynamics of the system can be described by the behavior of the endogenous variables q/Λ , \hat{p} , and x after substituting out for c^s/Λ using $c^s/\Lambda = \Omega(q/\Lambda, \hat{p}, x)$:

$$(12) \quad \left(\frac{\dot{q}}{q}\right) = \left[\frac{1 + e_{\hat{p}}}{(1 - e_{q/\Lambda}) + e_{\hat{p}}}\right] f\left(\frac{q}{\Lambda}, \hat{p}, x\right) + \left[\frac{e_{\hat{p}}}{(1 - e_{q/\Lambda}) + e_{\hat{p}}}\right] h\left(\frac{q}{\Lambda}, \hat{p}, x\right),$$

$$(13) \quad \left(\frac{\dot{\hat{p}}}{\hat{p}}\right) = \left[\frac{1 - e_{q/\Lambda}}{(1 - e_{q/\Lambda}) + e_{\hat{p}}}\right] h\left(\frac{q}{\Lambda}, \hat{p}, x\right) - \left[\frac{e_{q/\Lambda}}{(1 - e_{q/\Lambda}) + e_{\hat{p}}}\right] f\left(\frac{q}{\Lambda}, \hat{p}, x\right),$$

$$(14) \quad \left(\frac{\dot{x}}{x}\right) = g(1, \hat{p}),$$

where

$$\begin{aligned} f\left(\frac{q}{\Lambda}, \hat{p}, x\right) &\equiv -[1 - \Upsilon(\Omega(q/\Lambda, \hat{p}, x)x)] \frac{\Omega(q/\Lambda, \hat{p}, x)}{q/\Lambda} + \rho + \frac{\theta(\theta + \rho)qx}{\Lambda\Omega(q/\Lambda, \hat{p}, x)} \\ &\quad - [1 + e_x]g(1, \hat{p}), \\ h\left(\frac{q}{\Lambda}, \hat{p}, x\right) &\equiv r^* - \rho - \frac{\theta(\theta + \rho)qx}{\Lambda\Omega(q/\Lambda, \hat{p}, x)} + e_x g(1, \hat{p}). \end{aligned}$$

The linearized dynamic system around the steady-state $((q/\Lambda)_{ss}, \hat{p}_{ss}, x_{ss})$, where $\hat{p}_{ss} = 1$ and $x_{ss} = 1$ is given by:

$$(15) \quad \begin{bmatrix} \dot{q} \\ \dot{\hat{p}} \\ \dot{x} \end{bmatrix}' = A \left[\frac{q}{\Lambda} - \left(\frac{q}{\Lambda} \right)_{ss} \quad \hat{p} - 1 \quad x - 1 \right]',$$

where $[\dots]'$ denotes a column vector, and the 3×3 matrix A contains the following elements:

$$\begin{aligned} a_{11} &= \left[\frac{1 + e_{\hat{p}}}{(1 - e_{q/\Lambda}) + e_{\hat{p}}} \right] [f_{q/\Lambda} + \left(\frac{e_{\hat{p}}}{1 + e_{\hat{p}}} \right) h_{q/\Lambda}], \\ a_{12} &= \left[\frac{1 + e_{\hat{p}}}{(1 - e_{q/\Lambda}) + e_{\hat{p}}} \right] [f_{\hat{p}} + \left(\frac{e_{\hat{p}}}{1 + e_{\hat{p}}} \right) h_{\hat{p}}], \\ a_{13} &= \left[\frac{1 + e_{\hat{p}}}{(1 - e_{q/\Lambda}) + e_{\hat{p}}} \right] [f_x + \left(\frac{e_{\hat{p}}}{1 + e_{\hat{p}}} \right) h_x], \\ a_{21} &= \left[\frac{1 - e_{q/\Lambda}}{(1 - e_{q/\Lambda}) + e_{\hat{p}}} \right] h_{q/\Lambda} - \left[\frac{e_{q/\Lambda}}{(1 - e_{q/\Lambda}) + e_{\hat{p}}} \right] f_{q/\Lambda}, \\ a_{22} &= \left[\frac{1 - e_{q/\Lambda}}{(1 - e_{q/\Lambda}) + e_{\hat{p}}} \right] h_{\hat{p}} - \left[\frac{e_{q/\Lambda}}{(1 - e_{q/\Lambda}) + e_{\hat{p}}} \right] f_{\hat{p}}, \\ a_{23} &= \left[\frac{1 - e_{q/\Lambda}}{(1 - e_{q/\Lambda}) + e_{\hat{p}}} \right] h_x - \left[\frac{e_{q/\Lambda}}{(1 - e_{q/\Lambda}) + e_{\hat{p}}} \right] f_x, \\ a_{31} &= 0, \\ a_{32} &= g_{\hat{p}}, \\ a_{33} &= 0. \end{aligned}$$

We have $g_{\hat{p}} < 0$ as a real exchange rate appreciation leads to a flow decrease of customers (so $\dot{x} < 0$ when $\hat{p} > 1$), and we can readily check that $f_{q/\Lambda} > 0$, $h_{q/\Lambda} < 0$, $f_x > 0$, and $h_x < 0$. In conjunction with the following two assumptions, we obtain signs for $f_{\hat{p}}$ and $h_{\hat{p}}$, which provide sufficient conditions for a unique perfect foresight path:

Assumption 1: Ceteris paribus, an increase in \hat{p} raises the rate of return to holding a share in the domestic firm by raising the quasi-rent, $[1 - \Upsilon(c^s x/\Lambda)]c^s$, taken as a ratio to q , by more that it decreases the rate at which the customer base shrinks, $g_{\hat{p}}$.

Assumption 2: Ceteris paribus, an increase in \hat{p} reduces the customer's required rate of interest through shrinking the (nonhuman) wealth to consumption ratio, $\theta(\theta + \rho)(qx/c^s)$, by more than it increases the required interest rate through raising the growth rate of consumption, $-e_x g_{\hat{p}}$.

Under Assumptions 1 and 2, we also have $f_{\hat{p}} < 0$ and $h_{\hat{p}} > 0$. We can then sign the elements in the matrix A as follows:

Lemma 1: $a_{11} > 0$, $a_{12} < 0$, $a_{13} > 0$, $a_{21} < 0$, $a_{22} > 0$, $a_{23} < 0$, and $a_{32} < 0$.¹²

To examine stability of the above 3×3 dynamical system, we evaluate its Jacobian matrix A at the steady-state equilibrium, $((q/\Lambda)_{ss}, \hat{p}_{ss}, x_{ss})$, where $\hat{p}_{ss} = 1$ and $x_{ss} = 1$. The eigenvalues of A are the solutions of its characteristic equation

$$(16) \quad -\gamma^3 + \text{Tr}(A)\gamma^2 - \text{R}(A)\gamma + \text{Det}(A) = 0,$$

where the trace of A is $\text{Tr}(A) \equiv a_{11} + a_{22}$, the determinant is $\text{Det}(A) \equiv a_{32}(a_{21}a_{13} - a_{11}a_{23})$, and $\text{R}(A) \equiv a_{11}a_{22} - a_{12}a_{21} - a_{23}a_{32}$. Using Lemma 1, we see readily that $\text{Tr}(A) > 0$. We now show that $\text{Det}(A) < 0$. Since $a_{32} < 0$, we need to show that $a_{21}a_{13} - a_{11}a_{23} > 0$ or $[(-a_{23})/(-a_{21})] > [a_{13}/a_{11}]$. We write out explicitly the following expressions:

$$\begin{aligned} \frac{-a_{23}}{-a_{21}} &= \frac{f_x - \left(\frac{1-e_{q/\Lambda}}{e_{q/\Lambda}}\right)h_x}{f_{q/\Lambda} - \left(\frac{1-e_{q/\Lambda}}{e_{q/\Lambda}}\right)h_{q/\Lambda}} > 0 \\ \frac{a_{13}}{a_{11}} &= \frac{f_x + \left(\frac{e_{\hat{p}}}{1+e_{\hat{p}}}\right)h_x}{f_{q/\Lambda} + \left(\frac{e_{\hat{p}}}{1+e_{\hat{p}}}\right)h_{q/\Lambda}} > 0. \end{aligned}$$

Since $[(1 - e_{q/\Lambda})/e_{q/\Lambda}] > 0 > -[e_{\hat{p}}/(1 + e_{\hat{p}})]$, and $-a_{23} > 0$, $-a_{21} > 0$, $a_{13} > 0$ and $a_{11} > 0$ by Lemma 1, we have $[(-a_{23})/(-a_{21})] > [a_{13}/a_{11}]$.¹³

¹²To obtain the signs of a_{11} , a_{12} , and a_{13} , we use the property that $f \equiv r^* - g - [1 - \Upsilon](c^s/q) - h$ and apply Assumptions 1 and 2 to obtain: $a_{11} = -[(1 + e_{\hat{p}})/((1 - e_{q/\Lambda}) + e_{\hat{p}})][\partial\{[1 - \Upsilon](c^s/q)\}/\partial(q/\Lambda) + [1 - (e_{\hat{p}}/(1 + e_{\hat{p}}))]]h_{q/\Lambda} > 0$, $a_{12} = -[(1 + e_{\hat{p}})/((1 - e_{q/\Lambda}) + e_{\hat{p}})][\partial\{[1 - \Upsilon](c^s/q)\}/\partial\hat{p} + g_{\hat{p}} + [1 - (e_{\hat{p}}/(1 + e_{\hat{p}}))]]h_{\hat{p}} < 0$, and $a_{13} = -[(1 + e_{\hat{p}})/((1 - e_{q/\Lambda}) + e_{\hat{p}})][\partial\{[1 - \Upsilon](c^s/q)\}/\partial x + [1 - (e_{\hat{p}}/(1 + e_{\hat{p}}))]]h_x > 0$.

¹³Let $a \equiv f_x > 0$, $b \equiv -h_x > 0$, $c \equiv f_{q/\Lambda} > 0$, and $d \equiv -h_{q/\Lambda} > 0$. Also, let

The product of the roots of the system is given by the determinant. Since it is negative, this establishes that there are either three negative roots or one. A necessary condition for stability of a 3×3 system is that the trace of the matrix A be negative. Since $\text{Tr}(A)$ has been shown to be positive, accordingly, the dynamic system represented by (15) is unstable, implying it has at least one positive root. Since we know it has either zero or two positive roots, it must have two. There is, therefore, a unique negative root, denoted γ_1 , and a unique perfect foresight path that converges to the steady state exists.¹⁴

Of the dynamic variables, the customer stock is constrained to move continuously at all times, while the price of the share and the real exchange rate may both jump instantaneously in response to new information. The solution of the linearized system for the behavior of the stock of customers is:

$$(17) \quad x_t = 1 - (1 - x_0) \exp^{\gamma_1 t},$$

whence

$$(18) \quad \dot{x}_t = -\gamma_1(1 - x_t).$$

Corresponding to any given level of the customer base are an equilibrium level of the real exchange rate and a share price. In particular,

$$(19) \quad \hat{p}_t = 1 + \left(\frac{\gamma_1}{g_{\hat{p}}} \right) (x_t - 1).$$

$F \equiv [(1 - e_{q/\Lambda})/e_{q/\Lambda}] > 0$ and $G \equiv [e_{\hat{p}}/(1 + e_{\hat{p}})] > 0$. It follows that since $a - Gb > 0$ and $c - Gd > 0$, $[a + Fb]/[c + Fd] > [a - Gb]/[c - Gd]$ if and only if $F > -G$ (a condition that is satisfied since $G > 0$) and $bc > ad$. The latter condition can be reduced to $\frac{x}{\zeta} \frac{d\zeta}{dx} < \mu - 1$, where μ is the ratio of price to marginal cost (or markup). In equilibrium, $\mu^{-1} = \zeta$. Robert Hall (1988) uses value added as a measure of output and estimates the value of μ to range from over 1.8 to a little under 4 for the seven one-digit industries he studies, with an average value of 2.8. Using the average value of μ as a benchmark, we will require that a one percent increase in x leads to a less than 1.8 percent rise in unit cost.

¹⁴We could also have shown that there is one negative eigenvalue and two eigenvalues with positive real part by an application of the Routh theorem, which requires that the number of roots of the polynomial in (16) with positive real parts be equal to the number of variations of sign in the scheme $-1 \quad \text{Tr}(A) \quad -\text{R}(A) + [\text{Det}(A)/\text{Tr}(A)] \quad \text{Det}(A)$. With only the sign of $\text{R}(A)$ ambiguous but $\text{Tr}(A) > 0$ and $\text{Det}(A) < 0$, there are exactly two changes in sign. Accordingly, there are one negative eigenvalue and two eigenvalues with positive real parts.

Note that (19) describes a linear relationship between \hat{p} and x that is positively sloped. The relationship linking share price to the stock of customers is given by¹⁵

$$(20) \quad \frac{q_t}{\Lambda} = \left(\frac{q}{\Lambda}\right)_{ss} + \left[\left(\frac{\gamma_1}{\gamma_1 - a_{11}}\right) \left(\frac{a_{12}}{a_{32}}\right) + \left(\frac{a_{13}}{\gamma_1 - a_{11}}\right) \right] (x_t - 1),$$

where the terms a_{ij} can be identified as being the appropriate elements of the matrix appearing in (15).

We note from (20) or the alternative expression appearing in footnote (15) that the linear relationship between share price q and customer stock x can be positively or negatively sloped. The economic intuition is that there are two opposing forces working to affect q as we slide upwards along the (\hat{p}, x) saddle path. Suppose that, beginning at an initial steady state with $x_{ss} = 1$ and $\hat{p}_{ss} = 1$, there is a helicopter drop of customers, so x is increased above one. As domestic interest rate is increased as a result (on account of an increased nonhuman wealth to consumption ratio, and an expected flow decrease of customers, which raises the growth rate of consumption per customer by the amount $-e_x[\dot{x}/x] = -e_x g(1, \hat{p}) > 0$), and an incipient capital inflow brings about a real exchange rate appreciation, firms are induced to reduce their markups and so increase output as competition with foreign suppliers intensifies. This acts to raise the quasi-rent earned on each customer, thus causing an increase in the share price q . This effect acts to give a positive slope to the $(q/\Lambda, x)$ schedule. An increase in x , however, partially crowds out the consumer supply per customer because of rising marginal costs. This effect tends to reduce the quasi-rent earned on each customer, and tends to impart a negative slope to the $(q/\Lambda, x)$ schedule. The effect of a larger stock of customers on the value of the stock market is therefore ambiguous and two cases have to be considered.

Nevertheless, we can ask whether empirical evidence can help us determine the more relevant case. As we shall see when we examine the shock taking the form of an increase in the external real interest rate, the stock market response on impact shows a decrease in share prices in the case of a positive $(q/\Lambda, x)$ schedule but an increase in share prices in the other case.

¹⁵We could alternatively express this relationship as: $(q_t/\Lambda) = (q/\Lambda)_{ss} + [(\gamma_1(\gamma_1 - a_{22})/(a_{32}a_{21})) - (a_{23}/a_{21})](x_t - 1)$.

Since empirically, we tend to observe a decline in stock market value in, say, Asian stock markets when the U.S. interest rate rises, it might be that the case of a positive $(q/\Lambda, x)$ schedule is empirically more relevant. The reason that the stock market may *theoretically* rise in the small open economy when there is an increase in the external real interest rate is that the resulting real depreciation leads to an increased flow of customers gained from foreign suppliers. Due to rising marginal costs, an increase in the growth rate of customers gained implies a decline in the growth rate of consumption per customer, which acts to lower the domestic rate of interest. The lower discount rate applied to future cash flows tends to raise stock market value.

E. Analysis of Shocks

We now apply our apparatus to study the short- and medium-run effects of four shocks: (i) an anticipation of a step-increase in the Harrod-neutral index of productivity to occur in the future; (ii) an increase in the external real rate of interest; (iii) a sudden permanent cut in the wage income tax; and (iv) an anticipated future increase in the wage income tax rate required to finance increased government outlays.

Anticipation of a future step-increase in productivity level.—Consider a small open economy initially in steady state, which is neither a net creditor nor a net debtor, so the real exchange rate, \hat{p} , equals one, and the stock of customers buying from domestic firms include all and only nationals. At time t_0 , there is news that at some time t_1 in the future, the index of Harrod-neutral productivity parameter will experience a permanent increase from Λ_0 to Λ_1 .

To understand the economy's response to such a shock, it is useful to first consider the case of an unanticipated permanent increase in Λ . As we can observe from the system of equations given in (12) to (14), or its linearized version given in (15), expressed in terms of the following three variables: q/Λ , \hat{p} , and x , such a shock is neutral for the real exchange rate, the real interest rate (which equals the exogenously given world real interest rate, r^*), and the stock of customers. If the increase of productivity were 10 percent, say, share price denoted q will rise immediately by 10 percent

(leaving q/Λ unchanged) as also will consumer expenditure and supply per customer. The trade balance, initially equal to zero, remains unchanged.

When the same shock is expected to occur only some time in the future, however, the share price will rise initially by less than 10 percent. With increased financial wealth, domestic consumption demand, and hence aggregate demand, increases. Such increased aggregate demand imposes an increased domestic real interest rate, which brings about an incipient capital inflow that causes the real exchange rate to appreciate. To preserve real interest parity, the extent of current exchange rate appreciation must be high enough to cause an *expected rate* of real depreciation ($-\dot{\hat{p}}/\hat{p} > 0$) that is equal to the interest premium, $r - r^*$. The stronger domestic currency increases the extent of foreign competition, resulting in domestic firms shrinking markups and so increasing supplies and expanding employment. As business asset valuation has also increased (q/Λ is up), the profits accruing to future customers are higher so that each firm is induced to reduce markup on this score.¹⁶ In the short run, therefore, the small open economy experiences a structural boom.

To study the medium-term adjustment, it is useful to develop a diagram (see Figure 3 for the case of a positively-sloped $(q/\Lambda, x)$ schedule and Figure 4 for the case of a negatively-sloped $(q/\Lambda, x)$ schedule). We will focus our discussion here by making reference only to Figure 3. It is clear that the final rest point coinciding with the medium run analysis (point X in Figure 3) is also the original point we started the analysis with. Upon receiving the news of a future productivity increase, \hat{p} jumps up from point X to point Y in the upper panel of Figure 3, and q/Λ similarly jumps up in the lower panel of Figure 3. At time t_1 when the productivity increase actually takes place, the economy must be back on the respective saddle paths, point Z in the lower and upper panels of Figure 3. In the interim before the actual productivity increase takes place, that is, in the pre-surge period, the real exchange rate (which had initially appreciated upon receiving the news) gradually weakens so that the algebraic flow loss of customers (recall $\dot{x} = g(1, \hat{p})x$; $g_{\hat{p}} < 0$) also gradually falls. At a time before t_1 (when the productivity increase actually takes place), the real exchange rate in fact falls below one and the economy begins to regain customers ahead of the

¹⁶This result is obtained whether the $(q/\Lambda, x)$ schedule is positively or negatively sloped.

actual productivity increase. Meanwhile, the stock market enjoys a bull run. What happens to employment in the interim before t_1 ? We see that employment, which had jumped up initially, continues to be pulled up by a rising share price (relative to the productivity parameter) but gradually pulled down by a gradual end to the real appreciation, and by the loss of customers.

What is unambiguous is what happens to employment at t_1 when the productivity increase actually materializes? Employment at that point must experience an abrupt decline (so the unemployment rate suddenly jumps up) as an unchanged output is now produced by a smaller number of workers. In fact, at point Z in the upper and lower panels of Figure 3, which corresponds to the arrival of the productivity surge, employment must be below the initial level. Consequently, a structural slump takes place in the post-surge period although recovery gradually takes place as market share is regained that was lost to foreign suppliers in the pre-surge period. At the medium-run rest point, employment is back to where it was originally so the recovery is complete. We leave it to the reader to trace the implied path of employment corresponding to the dynamics shown in Figure 4.

An increase in the external real interest rate.—To analyze what happens to the small open economy in response to the rise of the external real interest rate, it is useful to state the conditions satisfied in the medium-run steady state. The relevant equations are:

$$(21) \quad \left[1 + \frac{\eta(1)}{\eta'(1)} - \Upsilon\left(\frac{c^s x}{\Lambda}\right) \right] = -\left(\frac{q}{c^s}\right) \left(\frac{g_1(1, 1) + \hat{p}g_2(1, 1)}{\eta'(1)} \right); \quad \eta(1) = 1,$$

$$(22) \quad r^* = \frac{[1 - \Upsilon(\frac{c^s x}{\Lambda})]c^s}{q},$$

$$(23) \quad r^* = \rho + \theta(\theta + \rho) \left(\frac{qx}{c^s} \right),$$

where use has been made of the fact that in the steady state, $r = r^*$ and $\hat{p} = 1$. Equation (21) gives us our consumer supply equation, (22) states the equality between the rate of return to holding a share and the world real interest rate, and (23) states the equality between the world real interest rate and the consumer's required rate of interest. This is a system of equations in the three variables, q/c^s , c^s/Λ and x .

From (21), we note that $c^s x/\Lambda$ is a monotone increasing function of q/c^s as an increase in the latter induces firms to reduce their markups and hence increase output. Substituting out for $c^s x/\Lambda$ in (22) using this function, we see that q/c^s is uniquely pinned down by the external rate of interest, r^* . In particular, an increase in r^* reduces q/c^s and causes firms to increase their markups. Using this result in (23), we can infer that in the medium-run steady state, an increase in r^* reduces q/c^s and necessitates a rise in x to equate the consumer's required rate of interest to the now higher external interest rate.

The sudden increase in the external real rate of interest above domestic interest rate causes an outflow of capital, which leads to an immediate real depreciation. As domestic firms are shielded from foreign competition, they are induced to raise their markups and shrink supplies. Consequently, employment falls on this account. If we take the empirically relevant case of a decline in business asset valuation in response to a higher external real interest rate, there is a further cutback on firms' supplies as firms' reduced valuation of an additional customer induces them to raise their markups, raising profits in the near term. This case is depicted in Figure 5.¹⁷

How does employment adjust in the medium term? As market share is gradually increased, employment slowly recovers. Furthermore, the recovery is aided by a gradual appreciation as the real exchange rate slowly increases back to the value of one, and the share price, q slowly recovers in the empirically relevant case. But will the recovery be complete in the sense that at the medium-run rest point, employment is back to the pre-shock level? The answer is no, so the rise in external real interest rate permanently raises the equilibrium rate of unemployment. To see this, recall that we have shown above that in the medium-run steady state, q/c^s , is reduced as a result of a higher r^* . This implies that $c^s x/\Lambda \equiv \epsilon(1 - u)$ is decreased as firms raise

¹⁷If the $(q/\Lambda, x)$ schedule is negatively sloped (not shown), it is implied that q initially jumps up. This is because the real depreciation (decline in \hat{p} from a value of one) causes \dot{x} , which was originally zero, to turn positive as overseas customers are gained. Since an increase in x causes the amount of consumer supply per customer to decline due to rising marginal costs, the domestic interest rate is *reduced* by the amount $e_x[\dot{x}/x] \equiv e_x g(1, \hat{p}) > 0$ as \hat{p} falls below one. The lower discount rate applied to future profits increases the valuation of a customer and acts to offset the tendency for q to decrease on account of reduced quasi-rents per customer, $[1 - \Upsilon]c^s$, brought about by a real depreciation.

their markups permanently. A plot of the employment rate time path shows that it is permanently shifted down. We also take note that q (equivalently q/Λ as Λ here is held fixed) also does not fully recover back to its original level. To see this, we write

$$\frac{q}{\Lambda} \equiv \left(\frac{1}{x}\right) \left(\frac{q}{c^s}\right) \left(\frac{c^s x}{\Lambda}\right).$$

Noting that the last bracketed term, $c^s x/\Lambda$ is monotone increasing in q/c^s , it is clear that a rise in r^* leads to a fall in q/Λ in the medium-run steady state since x is increased and q/c^s is decreased.

A sudden permanent reduction in wage income tax rate.—To study the effects of a permanent cut in the wage income tax rate, let us now suppose that initially a wage income tax is applied to finance a lump-sum transfer that the worker receives from the government whether or not he is or will be employed. Let the amount of the lump-sum transfer per member of the labor force be equal to y^s . The real wage in terms of domestic output received by the worker, v^h , is related to the labor cost to the firm of a worker, v^f , by $v^f \equiv (1 + \tau)v^h$, τ being the proportional payroll tax rate. Our nonwage income, y^w , now includes a positive level of the government transfer.¹⁸ Solving the cost minimization problem of the firm now leads to the supply-wage locus:

$$(24) \quad \frac{v^h}{y^w} = \Phi(1 - u); \quad \Phi'(1 - u) > 0.$$

With y^w now including a positive level of government transfer, we now have the accounting relationship $y^w - y^s + (1 - u)v^f \equiv \Lambda\epsilon[1 - u]$. Using (24) in this accounting relationship, we derive

$$y^w \equiv \frac{\Lambda\epsilon[1 - u] + y^s}{1 + (1 - u)(1 + \tau)\Phi(1 - u)},$$

whence the unit cost, ζ , can be written as

$$(25) \quad \text{unit cost} \equiv \frac{v^f}{\Lambda\epsilon} = \Phi(1 - u) \left[\frac{(1 - u) + \left(\frac{y^s}{\Lambda\epsilon}\right)}{(1 + \tau)^{-1} + (1 - u)\Phi(1 - u)} \right].$$

¹⁸In the basic model studied above, we had assumed for the sake of simplicity zero taxes and transfers.

With balanced budget, the level of government transfer per member of the labor force is related to the payroll tax rate, τ , by

$$(26) \quad \tau v^h(1-u) \equiv \left(\frac{\tau}{1+\tau} \right) v^f(1-u) = y^s.$$

Using the government budget constraint given in (26), we can obtain, after some tedious steps, an expression for $y^s/(\Lambda\epsilon)$ appearing in (25):

$$(27) \quad \frac{y^s}{\Lambda\epsilon} = \tau(1-u) \left[\frac{(1-u)\Phi(1-u)}{1+(1-u)\Phi(1-u)} \right].$$

Using (27) to substitute out for $y^s/(\Lambda\epsilon)$ in (25), we see that at given employment rate, $1-u$, a balanced-budget *reduction* in the payroll tax rate, τ , reduces the unit cost, ζ . On the proviso made earlier that increased output would require increased employment, we establish that $\zeta = \Upsilon(c^s x/\Lambda, \tau)$; $\Upsilon_1 > 0$; $\Upsilon_2 > 0$.

The set of conditions representing the medium-run steady state with a positive payroll tax, which finances a government transfer in a balanced budget manner, is represented by

$$(28) \quad \left[1 + \frac{\eta(1)}{\eta'(1)} - \Upsilon\left(\frac{c^s x}{\Lambda}, \tau\right) \right] = -\left(\frac{q}{c^s}\right) \left(\frac{g_1(1,1) + \hat{p}g_2(1,1)}{\eta'(1)} \right); \quad \eta(1) = 1,$$

$$(29) \quad r^* = \frac{[1 - \Upsilon(\frac{c^s x}{\Lambda}, \tau)]c^s}{q},$$

$$(30) \quad r^* = \rho + \theta(\theta + \rho) \left(\frac{qx}{c^s} \right).$$

Suppose that the small open economy, initially in a steady state with payroll tax rate equal to τ_0 , imposes a permanent tax cut with the payroll tax rate reduced to τ_1 , $\tau_1 < \tau_0$, and lump-sum transfers are correspondingly reduced to balance the budget. We see from (28) and (29) that such a permanent tax cut leaves q/c^s unchanged from its initial level and hence the equilibrium markup unaffected. The reason is that as a result of the tax cut, the unit cost is reduced at any *given* level of a firm's output (equivalently, at a given rate of employment) as workers are encouraged to put in more work effort or to shirk less on account of a higher take-home pay relative to nonwage income. (In effect, the tax cut shifts down the wage curve in the $(v^f, 1-u)$ plane.) The increased work incentive, at any employment rate, means that

firms' profits are up, which leads to increased hiring. Normal profits are restored only when the increased employment and consequent increase in each firm's output pulls up unit cost back to its original level.

From (30), we see that with q/c^s unchanged, the stock of customers, x , is also unchanged. Since we know that employment jumps up, consumer supply per customer, c^s must have increased. We want to prove that consumer demand per customer c^d , which was equal to consumer supply per customer c^s initially, must jump up by exactly the same amount. Note that in the Blanchard-Yaari set-up, consumer demand per customer is given by $c^d = (\theta + \rho)[H + W]$, where H is human wealth and $W \equiv qx$ is financial wealth. Now, human wealth can, at the initial steady state, be expressed as $H = [(v^h(1 - u)/(r^* + \theta)) + (y^s/(r^* + \theta))]$. Using the government budget constraint, $\tau v^h(1 - u) = y^s$, and the relation $v^f \equiv (1 + \tau)v^h$, allows us to write human wealth as $H = v^f(1 - u)/(r^* + \theta)$. Dividing and multiplying by $\Lambda\epsilon$ allows us to express H in terms of unit cost, $\zeta = \Upsilon(c^s x/\Lambda, \tau)$, that is, $H = \Upsilon(c^s x/\Lambda, \tau)c^s x/(r^* + \theta)$. Consequently, we can express consumer demand per customer as

$$(31) \quad c^d = (\theta + \rho) \left[\frac{\Upsilon\left(\frac{c^s x}{\Lambda}, \tau\right)c^s x}{r^* + \theta} + qx \right].$$

Recall that the tax cut leaves the unit cost unchanged, and q increases by the same proportion as c^s increases, since q/c^s is unchanged. With x unchanged, if c^d equals c^s initially, it must rise by the same proportion as c^s rises. The end result is that employment is expanded without a need for any real exchange rate adjustment since human wealth and financial wealth rise by the same proportion to cause consumer demand per customer to rise and match the higher consumer supply brought about by increased employment. As Figure 6 shows, q/Λ jumps up with no change in x and \hat{p} .

An anticipated future increase in the wage income tax rate required to finance future increased entitlement spending.—At time t_0 , there is news that at some time t_1 in the future, the tax rate τ will be increased to finance increased entitlement spending. Applying the same set of equations (28) to (30) developed in the preceding sub-section, we see now that an increase in τ required to pay for increased y^s leaves q/c^s unchanged. However, with an

increase in τ causing output to decline due to the negative incentive effect on work effort, the medium-run steady-state q is proportionately reduced. In anticipation of a reduced q some time in the future, there is an immediate decline in q followed by a gradual fall. Noting that the immediate decline in q and its further erosion acts to decrease the domestic real interest rate, we see that the market's anticipation of a future increase in the wage income tax rate required to finance the increased entitlement spending leads immediately to an incipient capital outflow.¹⁹ The current real exchange rate must therefore immediately depreciate far enough to generate a rate of anticipated real exchange rate appreciation equal to the gap between the external and domestic real interest rate (see Figure 7). The economy therefore generates a trade surplus, gaining market share abroad. At time t_1 when the fiscal expansion actually occurs, the real exchange rate is at its strongest and the economy's rate of loss of market share is at its greatest. Subsequently, the real exchange rate returns to one.

III. The Long Run

For a medium-run analysis, we held nationals' holdings of net foreign assets constant. Now, we introduce explicitly into our analysis another variable, the private holdings of net foreign assets, denoted F , which we allow to adjust to economic conditions. Like the stock of customers, x , the holding of net foreign assets, F , is a slow-moving variable. Around the steady state, where the economy is initially neither a net creditor nor a net debtor so $F = 0$, an additional equation to be introduced (in terms of the unit cost $\zeta = \Upsilon(c^s x/\Lambda)$ and supposing zero taxes and government transfers) is

$$(32) \quad \dot{W} = rW + \Upsilon\left(\frac{c^s x}{\Lambda}\right)c^s x - c^d; \quad W \equiv F + qx.$$

We focus on the steady state and we are interested to ask how the employment rate, $1 - u$, and the level of net foreign assets, F , behave in the long run. Once we allow explicitly for the level of net foreign assets to adjust, it turns out convenient to use the Blanchard-Yaari equation, which can be

¹⁹Recall from footnote 11 that we can write the domestic interest rate as: $r = \rho + \theta(\theta + \rho)(qx/c^s) + e_{q/\Lambda}(\dot{q}/q) + e_{\hat{p}}(\dot{\hat{p}}/\hat{p}) + e_x g(1, \hat{p})$.

expressed as $r^* = \rho + \theta(\theta + \rho)W/c^d$. Using the consumption function used earlier, and the definition of human wealth, we obtain

$$(33) \quad r^* = \rho + \frac{\theta}{1 + \left(\frac{v}{y^w}\right)(1-u)}; \quad y^w \equiv (r^* + \theta)(F + qx).$$

Note that nonwage income, y^w , includes interest earnings (payments) on net foreign assets. Using (33), we obtain a relationship between v/y^w and $1 - u$ that is a hyperbola in Figure 8. Along such a schedule, the level of net foreign assets adjusts to achieve capital market equilibrium. The other positively-sloped schedule describes labor-market equilibrium and is given by (3). Their intersection determines the long-run employment rate, $1-u$. Algebraically, to determine long-run employment we can substitute out for v/y^w in (33) using (3) to obtain:

$$(34) \quad r^* = \rho + \frac{\theta}{1 + \Phi(1-u)(1-u)}.$$

To determine the long-run level of net foreign assets holding, we use the relationship

$$(35) \quad \frac{F}{\Lambda} = \left[\frac{r^* - \rho}{(r^* + \theta)(\theta + \rho - r^*)} \right] \left[\frac{c^s x}{\Lambda} \right] \Upsilon\left(\frac{c^s x}{\Lambda}\right) - \left[\frac{qx}{\Lambda} \right].$$

Equation (34) tells us straightforwardly that if the economy starts off initially at the long-run steady-state position, the productivity shock leaves the employment rate unaffected in the long run even after holdings of net foreign assets have fully adjusted. The long-run natural rate of unemployment is neutral to the anticipated surge of productivity even though unemployment adjusts in the short and medium run. From (21) and (22), which continue to apply in the long run, q/c^s is unchanged. Using this result in (35) shows that with $F = 0$ initially, the small open economy returns to that position in the long run. Thus the economy runs a deficit on its trade balance initially as consumption jumps up in anticipation of the future surge in productivity. At some stage, however, the trade balance moves into surplus in such a way that its present value equals the present discounted value of the trade deficits incurred.

Equation (34) also tells us that a higher external rate of real interest leaves the natural rate of unemployment higher in the long run after holdings

of net foreign assets have fully adjusted. (In terms of Figure 8, an increase in r^* shifts the downward-sloping schedule towards the origin.) Hence the employment rate never fully recovers even in the long run. As to the level of net foreign assets holding in the long run, an examination of (35) tells us that it is ambiguous. The increase of r^* reduces both qx and $\epsilon[1 - u] \equiv c^s x/\Lambda$.

What about the long-run effects of the permanent wage income tax cut after holdings of net foreign assets have fully adjusted? From (28) and (29), which continue to apply to the long run, q/c^s is unchanged, so the equilibrium markup is unchanged. This implies that each firm's output and employment expand. To see that the holding of net foreign assets, which was zero to begin with remains at zero, we write the Blanchard-Yaari equation as follows:

$$(36) \quad r^* = \rho + \frac{\theta}{1 + \frac{\Upsilon(\frac{c^s x}{\Lambda}, \tau)}{(r^* + \theta)(\frac{q}{c^s} + \frac{F}{c^s x})}}.$$

We see from (36) that since the permanent tax cut leaves unit cost unchanged and q/c^s unchanged, if F were initially zero, it remains at zero. Hence the permanent wage income tax cut leaves the natural rate of unemployment permanently lower in the long run.

IV. Concluding Remarks

We suggest that standard versions of Keynesian and neoclassical theories applied to the open economy have difficulty in explaining some of the main events of the past few decades and the recent dollar weakening and U.S. employment decline. It is possible that the new open economy macroeconomics (Obstfeld and Rogoff, 1995; Philip Lane, 2001) will have better explanatory power. Our approach in this paper, however, has been to develop a structuralist model that is based on different theoretical underpinnings to explain these major events. Although we retain some fairly standard assumptions—perfect international capital mobility, rational expectations, prominence of demands and a Q theory of investments—the propagation mechanism through which shocks work their effects is different from those found in Keynesian and neoclassical approaches. With trading frictions in the goods market (Phelps and Winter, 1970 and Obstfeld and Rogoff, 2000), shifts in demand, such as shifts in consumer demand and shifts in govern-

ment purchase of labor or the consumption good, affect employment through supply-side effects of the real interest rate, real exchange rate, and business asset prices. The path of the natural rate of unemployment is displaced as a result. The structuralist model is analytically more complex as the dimensionality of the problem increases with the addition of new state variables. Yet, we believe that the gain in economic insight from further development of the structuralist approach is huge.

Notwithstanding the increased complexity of our analysis, we suggest that the essence of the model's predictions of the responses to the major shocks of the past few decades can be conveyed intuitively. Consider the shock experienced in the U.S. in the second half of the '90s, which we liken to the sudden expectation of a future surge in productivity. In our theory, this anticipation causes a boom in the stock market, which drives up consumer demand and domestic interest rate. An incipient capital inflow leads to an appreciation of the real exchange rate and a worsening trade balance. Because domestic firms then face stiffer competition from foreign suppliers, they are induced to reduce their markups, and consequently expand output and employment. On top of this, the increased valuation of business assets means that profits from future customers are high so that each firm lowers its current price and increases supply. The resulting economic boom is non-inflationary. Our theory also suggests that fiscal shocks—in the form of tax changes and welfare entitlements—have first-order effects on the supply side. The Kennedy permanent income tax cut produced an expansion of employment without any real appreciation largely because the wage-incentive effect on workers' behavior increased employment and hence output to match the increased consumption stimulated by the tax cut. The increase in the external real interest rate in the '80s facing the European economies caused an outflow of capital and brought about a real exchange rate depreciation there. Being shielded from foreign competition, European firms raised their markups and cut back supplies, consequently contracting employment.

Our model also bears on the present-day dollar weakness and the large U.S. trade deficit. On its postulate of correct expectations the model predicts that if the pension and medical benefit overhang is far less resolved in the U.S. than in Europe, the dollar must be extraordinarily weak vis à vis

the euro in order to deliver the exports and choke off the imports required to generate the trade surpluses during the run-up to the future entitlement explosion in order to create a cushion of overseas assets with which to finance trade deficits during the surge of entitlement benefits. But if in contrast households are in expectational disequilibrium, failing to understand that tax increases lie ahead or cuts in benefits or both, the model suggests that the trade balance will continue in deficit—thanks to household spending inflated by false expectations and helped along by a dollar that will not weaken much more as long as households remain in disequilibrium. (Of course, the American housing boom is also fuelled by a monetary policy of keeping short-term interest rates well below their “neutral” levels, which has had the effect of keeping long rates below the neutral level too.) It is interesting that market participants operate on the contrary belief that a return to fiscal sanity will strengthen the dollar. In our model, to repeat, once expectations shift closer to reality, we will see markedly decreased consumption, thus an improved trade balance and a much weaker dollar. It may be added that the longer U.S. policy makers wait to get back to reality the greater the correction will have to be. In denying the need for tax hikes or benefit cuts, the government is staving off a further decline of the dollar at the price of the greater decline later when people finally catch on.

Appendix

1. The Dornbusch-Mundell-Fleming model can be described by the following pair of equations (see Blanchard and Fischer, 1989, pp. 537-42):

$$\begin{aligned}\frac{dY}{dt} &= \alpha[A(Y, \bar{I}, G - T, \frac{EP^*}{P}) - Y], \quad \alpha > 0, \\ \frac{dE}{dt} &= [r(\frac{M}{P}, Y) - r^*]E,\end{aligned}$$

where Y is output, \bar{I} is the exogenous component of investment demand, G is government purchases, T is the tax net of government transfer payments, E is nominal exchange rate (defined as number of units of domestic currency per unit of foreign currency), P^* is foreign price level, P is domestic price level, r is domestic interest rate (made a function of the real stock of money supply and output through the LM relation), M is domestic nominal money

stock and r^* is foreign interest rate. Assuming that $0 < \partial A / \partial Y < 1$ allows us to characterize a saddle-path stable system in the $(Y, EP^*/P)$ plane.

2. The competitive neoclassical model for the small open economy can be described by the following equations:

$$\begin{aligned} Y &= F(K, \Lambda N), \\ v &= \Lambda F_2(K, \Lambda N), \\ r^* &= F_1(K, \Lambda N), \\ N &= \eta(v, \lambda), \end{aligned}$$

where the production function is constant returns to scale in physical capital (K) and effective labor (ΛN), v is the real wage, r^* is the exogenously given external real rate of interest, and $N = \eta(v, \lambda)$ gives the labor supply in Frisch form, with λ being the marginal utility of wealth (see a use of the Frisch form of labor supply in Woodford, 1994). Labor supply is increasing in the real wage, and assuming normal goods, is also increasing in the marginal utility of wealth.

3. The dynamics of the 4×4 system of the small open economy can be described by the behavior of the endogenous variables q/Λ , \hat{p} , x and F , where F is the stock of net foreign assets, after substituting out for c^s/Λ using $c^s/\Lambda = \Omega(q/\Lambda, \hat{p}, x)$:

$$\begin{aligned} \begin{pmatrix} \dot{q} \\ q \end{pmatrix} &= \begin{bmatrix} 1 + e_{\hat{p}} \\ (1 - e_{q/\Lambda}) + e_{\hat{p}} \end{bmatrix} f\left(\frac{q}{\Lambda}, \hat{p}, x, F\right) + \begin{bmatrix} e_{\hat{p}} \\ (1 - e_{q/\Lambda}) + e_{\hat{p}} \end{bmatrix} h\left(\frac{q}{\Lambda}, \hat{p}, x, F\right), \\ \begin{pmatrix} \dot{\hat{p}} \\ \hat{p} \end{pmatrix} &= \begin{bmatrix} 1 - e_{q/\Lambda} \\ (1 - e_{q/\Lambda}) + e_{\hat{p}} \end{bmatrix} h\left(\frac{q}{\Lambda}, \hat{p}, x, F\right) - \begin{bmatrix} e_{q/\Lambda} \\ (1 - e_{q/\Lambda}) + e_{\hat{p}} \end{bmatrix} f\left(\frac{q}{\Lambda}, \hat{p}, x, F\right), \\ \begin{pmatrix} \dot{x} \\ x \end{pmatrix} &= g(1, \hat{p}), \\ \dot{F} &= rF + (x - 1 + g(1, \hat{p})x)c^*, \end{aligned}$$

where

$$\begin{aligned} f\left(\frac{q}{\Lambda}, \hat{p}, x, F\right) &\equiv -[1 - \Upsilon(\Omega(q/\Lambda, \hat{p}, x))] \frac{\Omega(q/\Lambda, \hat{p}, x)}{q/\Lambda} + \rho + \frac{\theta(\theta + \rho)(qx + F)}{\Lambda \Omega(q/\Lambda, \hat{p}, x)} \\ &\quad - [1 + e_x]g(1, \hat{p}), \end{aligned}$$

$$\begin{aligned}
h\left(\frac{q}{\Lambda}, \hat{p}, x, F\right) &\equiv r^* - \rho - \frac{\theta(\theta + \rho)(qx + F)}{\Lambda\Omega(q/\Lambda, \hat{p}, x)} + e_x g(1, \hat{p}), \\
r &= r^* - \left[\frac{1 - e_{q/\Lambda}}{(1 - e_{q/\Lambda}) + e_{\hat{p}}} \right] h\left(\frac{q}{\Lambda}, \hat{p}, x, F\right) + \left[\frac{e_{q/\Lambda}}{(1 - e_{q/\Lambda}) + e_{\hat{p}}} \right] f\left(\frac{q}{\Lambda}, \hat{p}, x, F\right),
\end{aligned}$$

and c^* is the exogenously given level of consumption (measured in units of the domestic good) per foreign customer.

The linearized dynamic system around the steady-state $((q/\Lambda)_{ss}, \hat{p}_{ss}, x_{ss}, F_{ss})$, where $\hat{p}_{ss} = 1$, $x_{ss} = 1$ and $F_{ss} = 0$, is given by:

$$\begin{bmatrix} \dot{q} \\ \dot{p} \\ \dot{x} \\ \dot{F} \end{bmatrix}' = A \begin{bmatrix} \frac{q}{\Lambda} - \left(\frac{q}{\Lambda}\right)_{ss} & \hat{p} - 1 & x - 1 & F \end{bmatrix}',$$

where $[\dots]'$ denotes a column vector, and the 4×4 matrix A contains the following elements:

$$\begin{aligned}
a_{11} &= \left[\frac{1 + e_{\hat{p}}}{(1 - e_{q/\Lambda}) + e_{\hat{p}}} \right] [f_{q/\Lambda} + \left(\frac{e_{\hat{p}}}{1 + e_{\hat{p}}}\right) h_{q/\Lambda}], \\
a_{12} &= \left[\frac{1 + e_{\hat{p}}}{(1 - e_{q/\Lambda}) + e_{\hat{p}}} \right] [f_{\hat{p}} + \left(\frac{e_{\hat{p}}}{1 + e_{\hat{p}}}\right) h_{\hat{p}}], \\
a_{13} &= \left[\frac{1 + e_{\hat{p}}}{(1 - e_{q/\Lambda}) + e_{\hat{p}}} \right] [f_x + \left(\frac{e_{\hat{p}}}{1 + e_{\hat{p}}}\right) h_x], \\
a_{14} &= \left[\frac{1 + e_{\hat{p}}}{(1 - e_{q/\Lambda}) + e_{\hat{p}}} \right] [f_F + \left(\frac{e_{\hat{p}}}{1 + e_{\hat{p}}}\right) h_F], \\
a_{21} &= \left[\frac{1 - e_{q/\Lambda}}{(1 - e_{q/\Lambda}) + e_{\hat{p}}} \right] h_{q/\Lambda} - \left[\frac{e_{q/\Lambda}}{(1 - e_{q/\Lambda}) + e_{\hat{p}}} \right] f_{q/\Lambda}, \\
a_{22} &= \left[\frac{1 - e_{q/\Lambda}}{(1 - e_{q/\Lambda}) + e_{\hat{p}}} \right] h_{\hat{p}} - \left[\frac{e_{q/\Lambda}}{(1 - e_{q/\Lambda}) + e_{\hat{p}}} \right] f_{\hat{p}}, \\
a_{23} &= \left[\frac{1 - e_{q/\Lambda}}{(1 - e_{q/\Lambda}) + e_{\hat{p}}} \right] h_x - \left[\frac{e_{q/\Lambda}}{(1 - e_{q/\Lambda}) + e_{\hat{p}}} \right] f_x, \\
a_{24} &= \left[\frac{1 - e_{q/\Lambda}}{(1 - e_{q/\Lambda}) + e_{\hat{p}}} \right] h_F - \left[\frac{e_{q/\Lambda}}{(1 - e_{q/\Lambda}) + e_{\hat{p}}} \right] f_F, \\
a_{31} &= 0, \\
a_{32} &= g_{\hat{p}}, \\
a_{33} &= 0,
\end{aligned}$$

$$\begin{aligned}
a_{34} &= 0, \\
a_{41} &= 0, \\
a_{42} &= g_{\hat{p}} c^* x_{ss}, \\
a_{43} &= c^*, \\
a_{44} &= r^*.
\end{aligned}$$

We have $g_{\hat{p}} < 0$ as a real exchange rate appreciation leads to a flow decrease of customers (so $\dot{x} < 0$ when $\hat{p} > 1$), and we can readily check that $f_{q/\Lambda} > 0$, $h_{q/\Lambda} < 0$, $f_x > 0$, and $h_x < 0$. Under Assumptions 1 and 2, we also have $f_{\hat{p}} < 0$ and $h_{\hat{p}} > 0$. Assuming a positive external real rate of interest, $a_{44} > 0$. We can then sign the elements in the matrix A as follows:

Lemma A1: $a_{11} > 0$, $a_{12} < 0$, $a_{13} > 0$, $a_{14} > 0$, $a_{21} < 0$, $a_{22} > 0$, $a_{23} < 0$, $a_{24} < 0$, $a_{32} < 0$, $a_{42} < 0$, $a_{43} > 0$ and $a_{44} > 0$.

Let the eigenvalues of the system be given by λ_i with $i = 1, 2, 3, 4$. We can readily check that the determinant (equal to $\lambda_1 \lambda_2 \lambda_3 \lambda_4 \equiv a_{21} a_{32} a_{43} a_{14}$) is unambiguously positive so there are either four positive roots or two positive roots plus two negative roots. Under the assumption that $\lambda_1 \lambda_2 \lambda_3 + \lambda_1 \lambda_2 \lambda_4 + \lambda_2 \lambda_3 \lambda_4 + \lambda_1 \lambda_3 \lambda_4 \equiv a_{32}(a_{43} a_{24} - a_{23} a_{44}) + a_{32}(a_{21} a_{13} - a_{11} a_{23}) + a_{44}(a_{11} a_{22} - a_{12} a_{21}) + a_{42}(a_{14} a_{21} - a_{11} a_{24}) < 0$, we rule out the case of four positive roots. As a result, the system will have two negative roots and two positive roots.

To study the exact path of convergence towards the steady state, we can resort to the method of dominant eigenvalue proposed by Calvo (1987). Suppose that λ_1 and λ_2 are the two negative roots. Furthermore, assume that λ_1 is the dominant eigenvalue, that is, $\lambda_1 > \lambda_2$. This implies that the system will converge to a ray which is associated with λ_1 . Let the eigenvector associated with λ_1 be given by $[1 \ x_{21} \ x_{31} \ x_{41}]'$. We obtain the system of equations:

$$\begin{aligned}
\lambda_1 - a_{11} - a_{12}x_{21} - a_{13}x_{31} - a_{14}x_{41} &= 0, \\
-a_{21} + (\lambda_1 - a_{22})x_{21} - a_{23}x_{31} - a_{24}x_{41} &= 0, \\
-a_{32}x_{21} + \lambda_1 x_{31} &= 0, \\
-a_{42}x_{21} - a_{43}x_{31} + (\lambda_1 - a_{44})x_{41} &= 0.
\end{aligned}$$

Noting that $x_{21}/x_{31} = \lambda_1/a_{32} > 0$, we can draw a diagram like the top panel of Figure 3 (with \hat{p} represented on the vertical axis and x represented on the horizontal axis) showing now a positively-sloped asymptotic adjustment path between the real exchange rate and the stock of customers. Noting that the sign of $1/x_{31}$ is ambiguous, the slope of the asymptotic adjustment path between q/Λ and the stock of customers is also ambiguous. Applying this apparatus to study the four shocks discussed in the main text leaves the basic results intact.

4. For a large open economy, we make the external real interest rate, r^* , a decreasing function of the level of net foreign assets, F , that is, we set $r^* = \psi(F)$; $\psi'(F) < 0$. We also impose the condition that $-F\psi'(F)/\psi(F) < 1$. The dynamics of the system can be described by the behavior of the endogenous variables q/Λ , \hat{p} , x and F , where F is the stock of net foreign assets, after substituting out for c^s/Λ using $c^s/\Lambda = \Omega(q/\Lambda, \hat{p}, x)$:

$$\begin{aligned} \begin{pmatrix} \dot{q} \\ q \end{pmatrix} &= \begin{bmatrix} 1 + e_{\hat{p}} \\ (1 - e_{q/\Lambda}) + e_{\hat{p}} \end{bmatrix} f\left(\frac{q}{\Lambda}, \hat{p}, x, F\right) + \begin{bmatrix} e_{\hat{p}} \\ (1 - e_{q/\Lambda}) + e_{\hat{p}} \end{bmatrix} h\left(\frac{q}{\Lambda}, \hat{p}, x, F\right), \\ \begin{pmatrix} \dot{\hat{p}} \\ \hat{p} \end{pmatrix} &= \begin{bmatrix} 1 - e_{q/\Lambda} \\ (1 - e_{q/\Lambda}) + e_{\hat{p}} \end{bmatrix} h\left(\frac{q}{\Lambda}, \hat{p}, x, F\right) - \begin{bmatrix} e_{q/\Lambda} \\ (1 - e_{q/\Lambda}) + e_{\hat{p}} \end{bmatrix} f\left(\frac{q}{\Lambda}, \hat{p}, x, F\right), \\ \begin{pmatrix} \dot{x} \\ x \end{pmatrix} &= g(1, \hat{p}), \\ \dot{F} &= rF + (x - 1 + g(1, \hat{p})x)c^*, \end{aligned}$$

where

$$\begin{aligned} f\left(\frac{q}{\Lambda}, \hat{p}, x, F\right) &\equiv -[1 - \Upsilon(\Omega(q/\Lambda, \hat{p}, x))] \frac{\Omega(q/\Lambda, \hat{p}, x)}{q/\Lambda} + \rho + \frac{\theta(\theta + \rho)(qx + F)}{\Lambda\Omega(q/\Lambda, \hat{p}, x)} \\ &\quad - [1 + e_x]g(1, \hat{p}), \\ h\left(\frac{q}{\Lambda}, \hat{p}, x, F\right) &\equiv \psi(F) - \rho - \frac{\theta(\theta + \rho)(qx + F)}{\Lambda\Omega(q/\Lambda, \hat{p}, x)} + e_x g(1, \hat{p}), \\ r &= \psi(F) - \begin{bmatrix} 1 - e_{q/\Lambda} \\ (1 - e_{q/\Lambda}) + e_{\hat{p}} \end{bmatrix} h\left(\frac{q}{\Lambda}, \hat{p}, x, F\right) + \begin{bmatrix} e_{q/\Lambda} \\ (1 - e_{q/\Lambda}) + e_{\hat{p}} \end{bmatrix} f\left(\frac{q}{\Lambda}, \hat{p}, x, F\right), \end{aligned}$$

and c^* is the exogenously given level of consumption (measured in units of the domestic good) per foreign customer.

The linearized dynamic system around the steady-state $((q/\Lambda)_{ss}, \hat{p}_{ss}, x_{ss}, F_{ss})$, where $\hat{p}_{ss} = 1$, $x_{ss} = 1$ and $F_{ss} = 0$, is given by:

$$\begin{bmatrix} \dot{q} \\ \dot{\hat{p}} \\ \dot{x} \\ \dot{F} \end{bmatrix}' = A \begin{bmatrix} q \\ \hat{p} \\ x \\ F \end{bmatrix}' - \begin{bmatrix} (q/\Lambda)_{ss} & \hat{p} - 1 & x - 1 & F \end{bmatrix}'$$

where $[\dots]'$ denotes a column vector, and the 4×4 matrix A contains the following elements:

$$\begin{aligned} a_{11} &= \left[\frac{1 + e_{\hat{p}}}{(1 - e_{q/\Lambda}) + e_{\hat{p}}} \right] [f_{q/\Lambda} + \left(\frac{e_{\hat{p}}}{1 + e_{\hat{p}}} \right) h_{q/\Lambda}], \\ a_{12} &= \left[\frac{1 + e_{\hat{p}}}{(1 - e_{q/\Lambda}) + e_{\hat{p}}} \right] [f_{\hat{p}} + \left(\frac{e_{\hat{p}}}{1 + e_{\hat{p}}} \right) h_{\hat{p}}], \\ a_{13} &= \left[\frac{1 + e_{\hat{p}}}{(1 - e_{q/\Lambda}) + e_{\hat{p}}} \right] [f_x + \left(\frac{e_{\hat{p}}}{1 + e_{\hat{p}}} \right) h_x], \\ a_{14} &= \left[\frac{1 + e_{\hat{p}}}{(1 - e_{q/\Lambda}) + e_{\hat{p}}} \right] [f_F + \left(\frac{e_{\hat{p}}}{1 + e_{\hat{p}}} \right) h_F], \\ a_{21} &= \left[\frac{1 - e_{q/\Lambda}}{(1 - e_{q/\Lambda}) + e_{\hat{p}}} \right] h_{q/\Lambda} - \left[\frac{e_{q/\Lambda}}{(1 - e_{q/\Lambda}) + e_{\hat{p}}} \right] f_{q/\Lambda}, \\ a_{22} &= \left[\frac{1 - e_{q/\Lambda}}{(1 - e_{q/\Lambda}) + e_{\hat{p}}} \right] h_{\hat{p}} - \left[\frac{e_{q/\Lambda}}{(1 - e_{q/\Lambda}) + e_{\hat{p}}} \right] f_{\hat{p}}, \\ a_{23} &= \left[\frac{1 - e_{q/\Lambda}}{(1 - e_{q/\Lambda}) + e_{\hat{p}}} \right] h_x - \left[\frac{e_{q/\Lambda}}{(1 - e_{q/\Lambda}) + e_{\hat{p}}} \right] f_x, \\ a_{24} &= \left[\frac{1 - e_{q/\Lambda}}{(1 - e_{q/\Lambda}) + e_{\hat{p}}} \right] h_F - \left[\frac{e_{q/\Lambda}}{(1 - e_{q/\Lambda}) + e_{\hat{p}}} \right] f_F, \\ a_{31} &= 0, \\ a_{32} &= g_{\hat{p}}, \\ a_{33} &= 0, \\ a_{34} &= 0, \\ a_{41} &= 0, \\ a_{42} &= g_{\hat{p}} c^* x_{ss}, \\ a_{43} &= c^*, \\ a_{44} &= \psi(0). \end{aligned}$$

We have $g_{\hat{p}} < 0$ as a real exchange rate appreciation leads to a flow decrease of customers (so $\dot{x} < 0$ when $\hat{p} > 1$), and we can readily check that $f_{q/\Lambda} > 0$, $h_{q/\Lambda} < 0$, $f_x > 0$, and $h_x < 0$. Under Assumptions 1 and 2, we also have $f_{\hat{p}} < 0$ and $h_{\hat{p}} > 0$. Assuming a positive external real rate of interest when $F = 0$, that is, $\psi(0) > 0$, we have $a_{44} > 0$. The signs of the coefficients are then as in lemma A1 so we can establish a system that will have two positive and two negative roots.

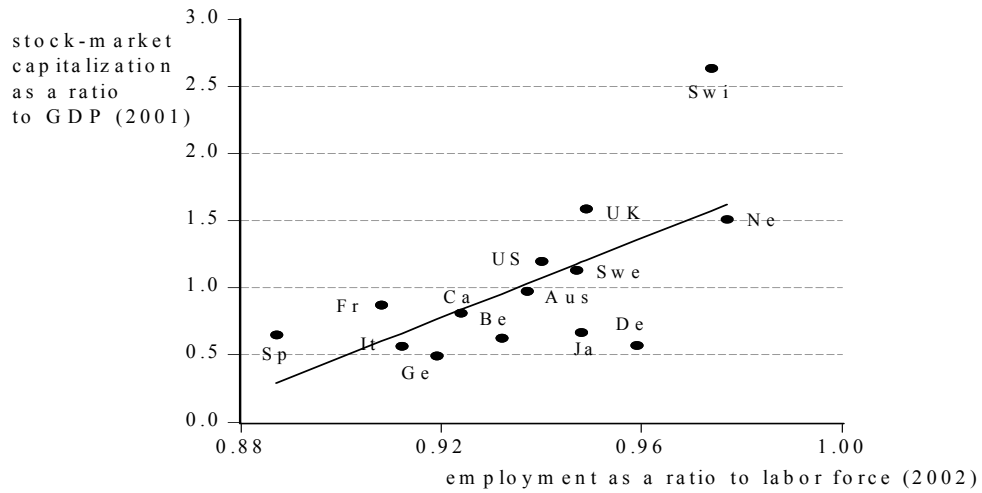
References

- Blanchard, Olivier J., and Fischer, Stanley.** *Lectures on macroeconomics*. Cambridge, MA: MIT Press, 1989.
- Blanchard, Olivier J., Giavazzi, Francesco, and Sa, Filipa.** “The U.S. Current Account and the Dollar.” Manuscript, January 2005.
- Calvo, Guillermo.** “Real Exchange Rate Dynamics with Nominal Parities: Structural Change and Overshooting.” *Journal of International Economics*, 1987, 22, pp. 141-55.
- Calvo, Guillermo, and Phelps, Edmund S.** “A Model of Non-Walrasian General Equilibrium: Its Pareto Inoptimality and Pareto Improvement,” in J. Tobin, ed., *Macroeconomics, prices and quantities: Essays in memory of Arthur M. Okun*. Washington, DC: Brookings Institution, 1983.
- Dornbusch, Rudiger.** “Expectations and Exchange Rate Dynamics.” *Journal of Political Economy*, December 1976, 84, pp. 1161-76.
- _____. *Open economy macroeconomics*. New York: Basic Books, Inc., 1980.
- Engel, Charles.** “Accounting for U.S. Real Exchange Rate Changes.” *Journal of Political Economy*, June 1999, 107, pp. 507-38.
- _____ **and Rogers, John H.** “Relative Price Volatility: What Role Does the Border Play?” in G. Hess and Eric van Wincoop, eds., *Intranational macroeconomics*. Cambridge: Cambridge University Press, 2000.
- Faria, João Ricardo and León-Ledesma, Miguel.** “The Intertemporal Substitution Model of Labor Supply in an Open Economy.” Discussion Paper 00/09, October, Department of Economics, University of Kent at Canterbury, 2000.

- Fitoussi, Jean-Paul and Phelps, Edmund S.** *The slump in Europe*. Oxford: Basil Blackwell, 1988.
- Gottfries, Nils.** “Customer Markets, Credit Market Imperfections and Real Price Rigidity.” *Economica*, 1991, 58, pp. 317-23.
- Hall, Robert E.** “The Relation between Price and Marginal Cost in U.S. Industry.” *Journal of Political Economy*, October 1988, 96, pp. 921-47.
- Hoon, Hian Teck and Phelps, Edmund S.** “Macroeconomic Shocks in a Dynamized Model of the Natural Rate of Unemployment.” *American Economic Review*, September 1992, 82, pp. 889-900.
- _____, Phelps, Edmund S. and Zoega, Gylfi. “The Structuralist Perspective on Real Exchange Rate, Share Price Level and Employment Path: What Role is Left for Money?” in Willi Semmler (ed.), *Monetary policy and unemployment: U.S., Euro-Area and Japan*, New York: Routledge, 2005.
- Krugman, Paul R.** “Pricing to Market when the Exchange Rate Changes,” in S. Arndt and J. D. Richardson, eds., *Real-financial linkages among open economies*. Cambridge, MA: MIT Press, 1987.
- Lane, Philip R.** “The New Open Economy Macroeconomics: A Survey.” *Journal of International Economics*, August 2001, 54, pp. 235-66.
- Malinvaud, Edmond.** *Diagnosing unemployment*. Cambridge: Cambridge University Press, 1994.
- _____. “Commentary on Phelps’ Structural Slumps,” in G. de la Deheza and D. Snower, eds., *Solutions to unemployment*. Cambridge: Cambridge University Press for the CEPR, 1996.
- Mundell, Robert A.** “The Appropriate Use of Monetary and Fiscal Policy under Fixed Exchange Rates.” *IMF Staff Papers*, March 1962, 9, pp. 70-9.
- _____. “Capital Mobility and Stabilization Policy under Fixed and Flexible Exchange Rates.” *Canadian Journal of Economics and Political Science*, November 1963, 29, pp. 475-85.
- Obstfeld, Maurice and Rogoff, Kenneth.** “Exchange Rate Dynamics Redux.” *Journal of Political Economy*, June 1995, 103, pp. 624-60.
- _____. “The Six Major Puzzles in International Macroeconomics: Is There a Common Cause?” in B. Bernanke and K. Rogoff, eds., *NBER Macroeconomics Annual 2000*. Cambridge, MA: MIT Press, 2000.

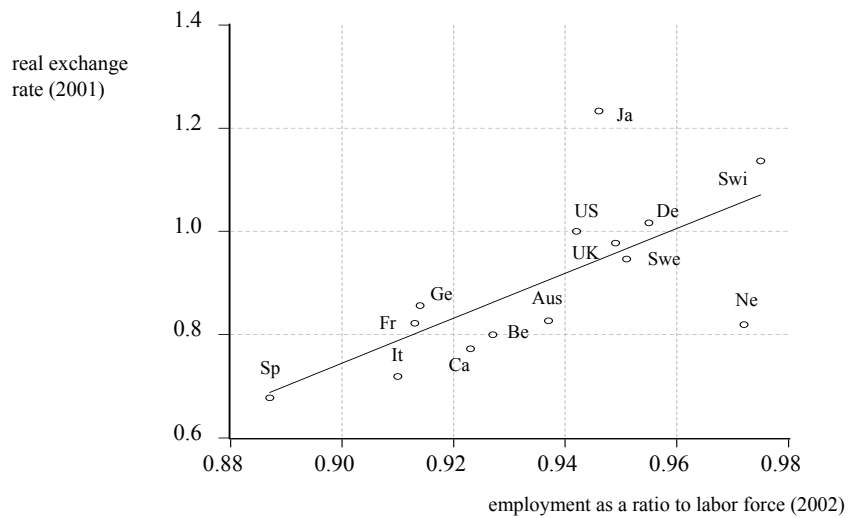
- Phelps, Edmund S.** “A Working Model of Slump and Recovery from Disturbances to Capital-Goods Demand.” *American Economic Review*, May 1988a (*Papers and Proceedings*), 78, pp. 346-50.
- _____. “A Working Model of Slump and Recovery from Disturbances to Capital-Goods Demand in a Closed Non-Monetary Economy.” Research Department, International Monetary Fund, Working Paper 88/82, August 1988b; published in E. Nell and W. Semmler, eds., *Nicholas Kaldor and mainstream economics*. London: Macmillan and Co., 1991.
- _____. *Structural slumps: The modern-equilibrium theory of unemployment, interest, and assets*. Cambridge, MA: Harvard University Press, 1994.
- _____. “The Way We Live Now.” *The Wall Street Journal*, December 28, 2004.
- _____ and Winter, Sidney G. “Optimal Price Policy under Atomistic Competition,” in E. S. Phelps et al., *Microeconomic foundations of employment and inflation theory*. New York: W. W. Norton, 1970.
- _____ and Zoega, Gylfi. “Structural Booms,” *Economic Policy*, April 2001, 32, pp. 85-126.
- Pissarides, Christopher.** *Equilibrium unemployment* (second edition). Cambridge, MA: MIT Press, 2000.
- Rodriguez, Carlos A.** “Short- and Long-Run Effects of Monetary and Fiscal Policies Under Flexible Exchange Rates and Perfect Capital Mobility,” *American Economic Review*, March 1979, 69, pp. 176-82.
- Rogoff, Kenneth.** “Dornbusch’s Overshooting Model After 25 years: IMF Mundell-Fleming Lecture,” *International Monetary Fund Staff Papers*, Special Issue 2002, 49, pp. 1-35.
- Woodford, Michael.** “Review of Structural Slumps,” *Journal of Economic Literature*, 1994, 32, pp. 1784-815.

Figure 1. Employment and the stock market



Source: Hoon, Phelps and Zoega (2005)

Figure 2. Employment and real exchange rates



Source: Hoon, Phelps and Zoega (2005)

Figure 3: Response to anticipated future step-increase in Λ

(case of positively-sloped $(q/\Lambda, x)$ schedule)

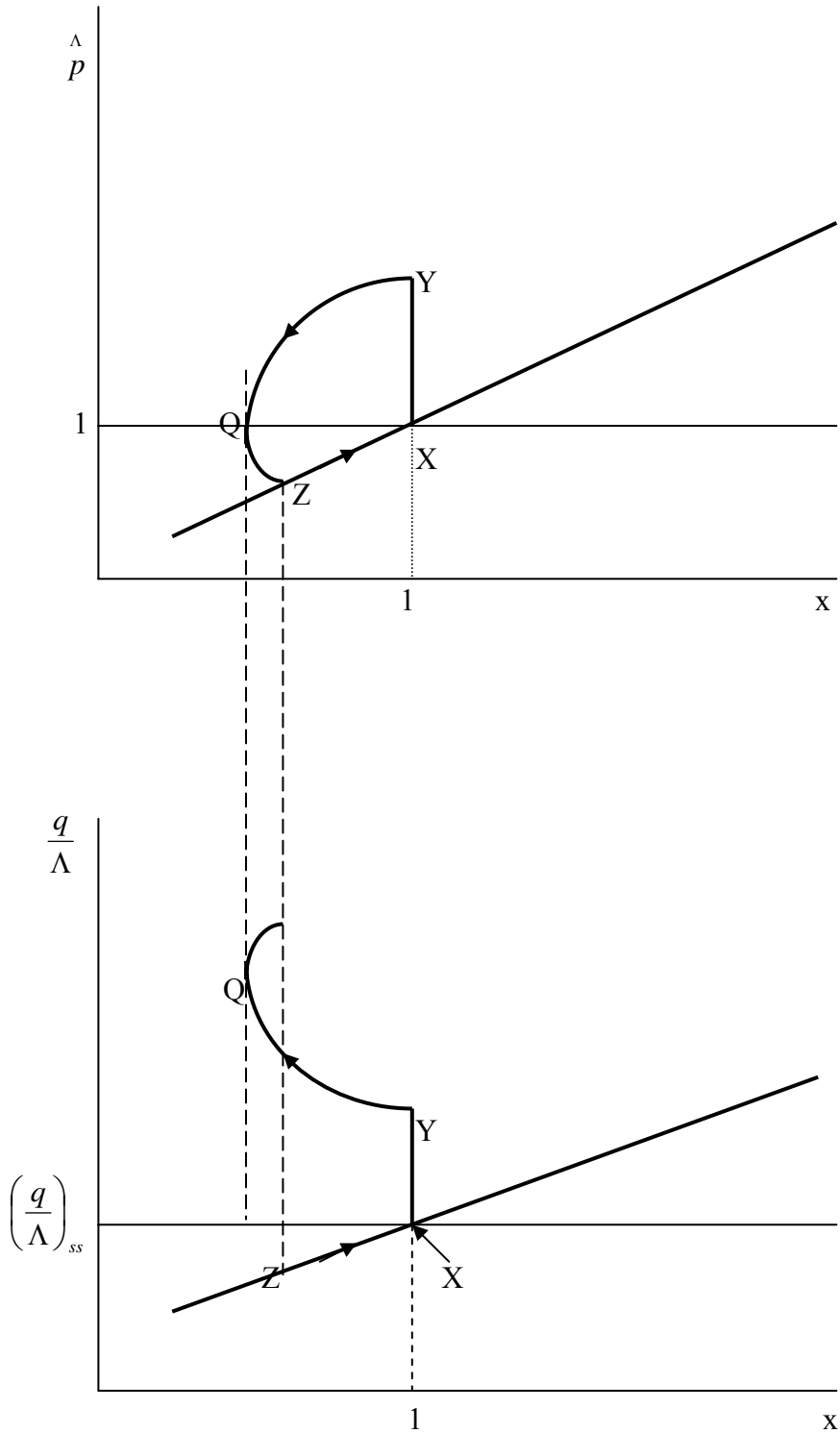


Figure 4: Response to anticipated future step-increase in Λ

(case of negatively-sloped $(q/\Lambda, x)$ schedule)

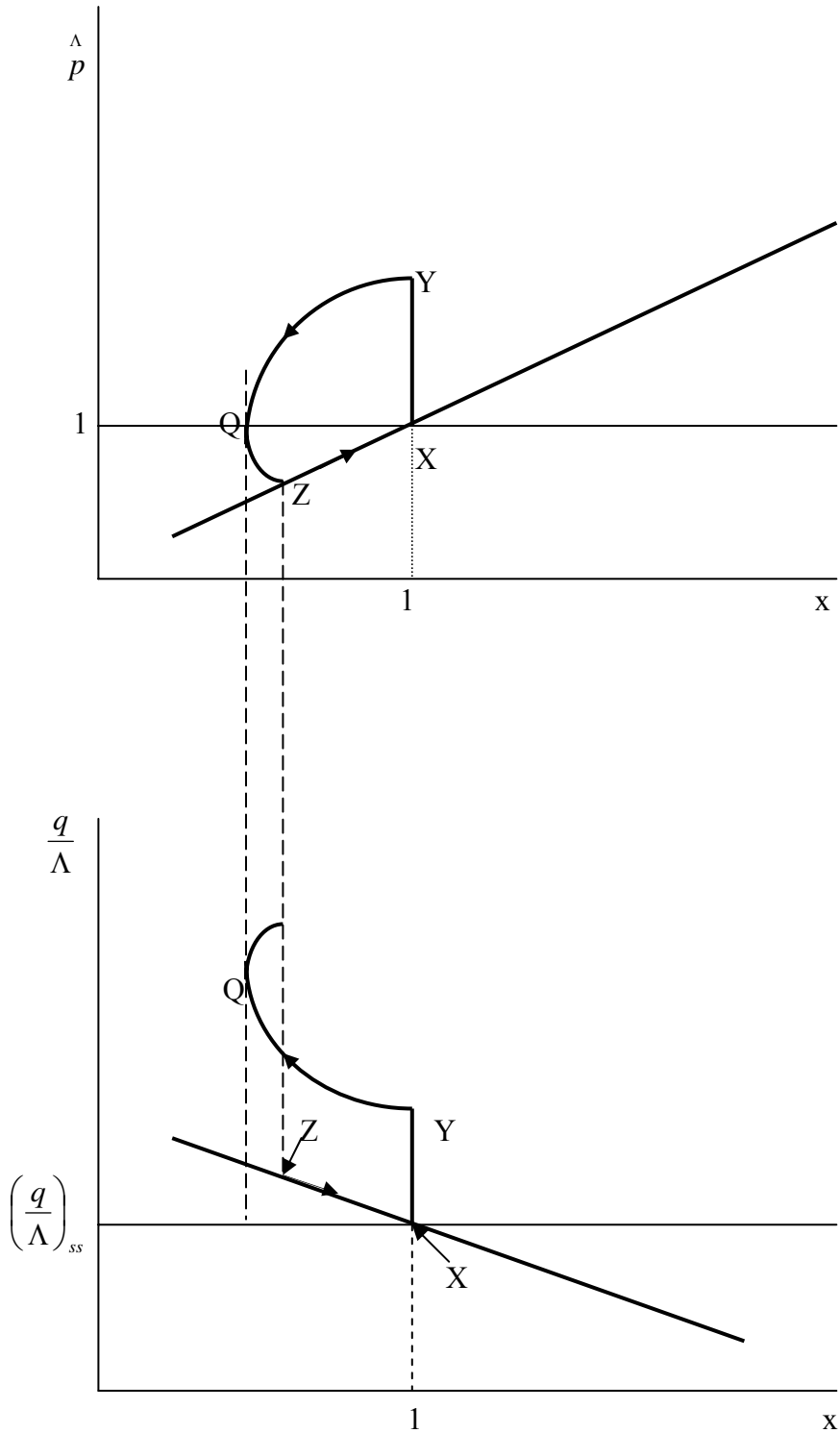


Figure 5: Response to a rise in r^*

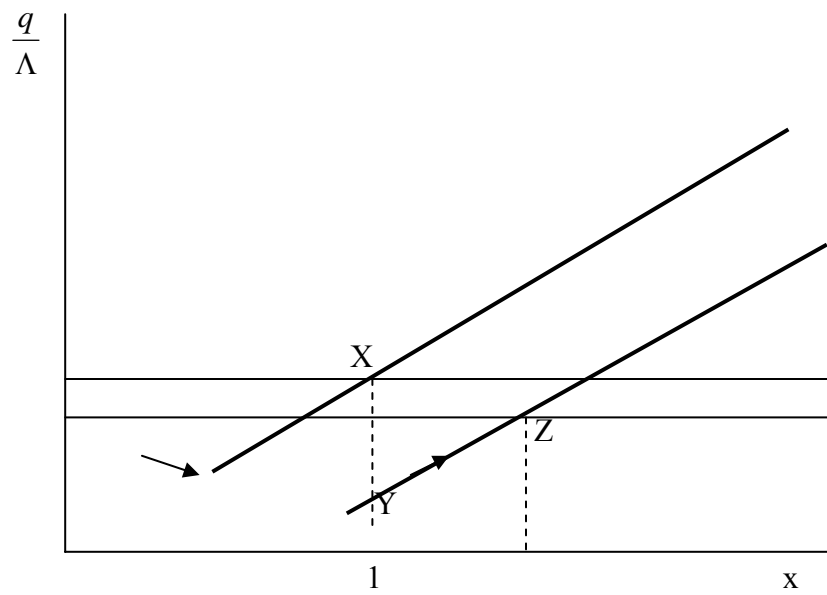
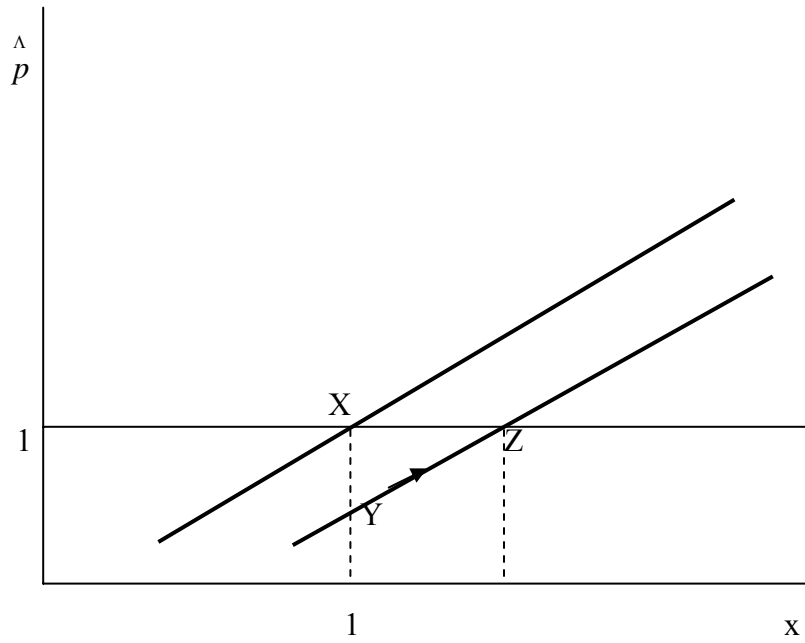


Figure 6: Response to an unanticipated permanent wage income tax cut

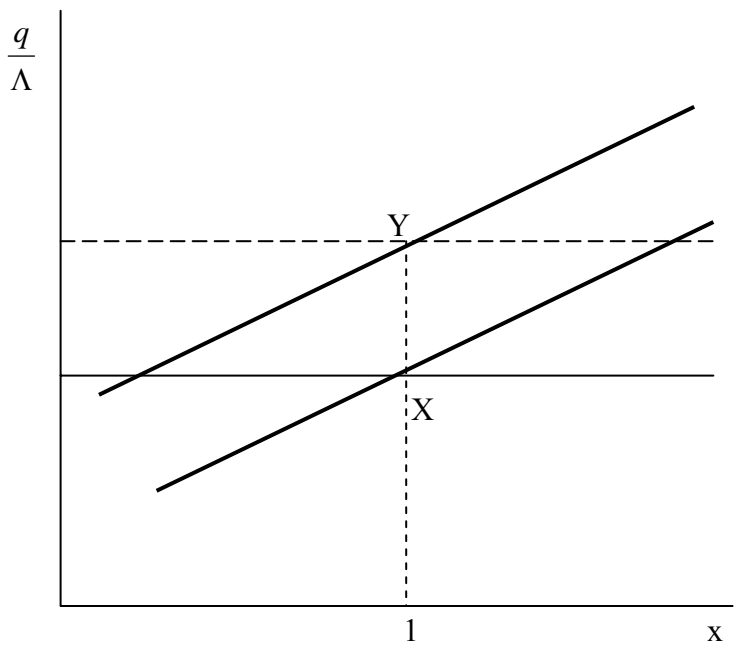
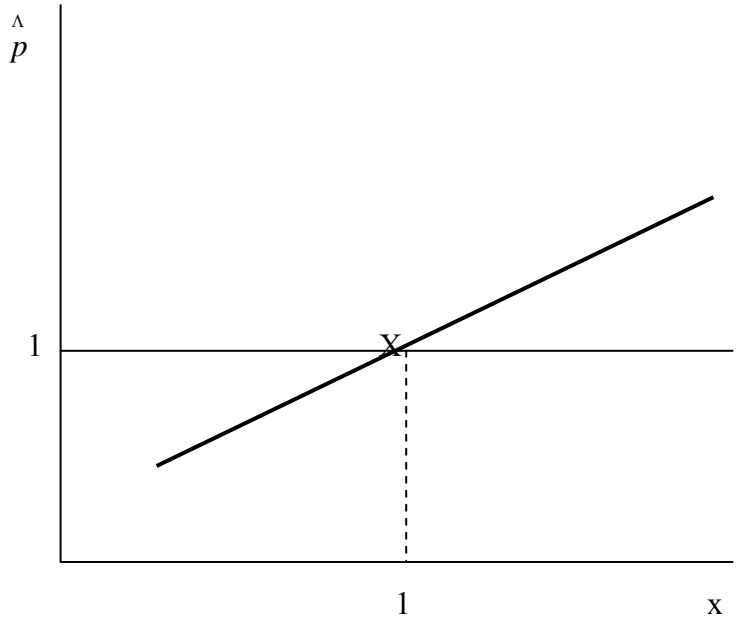


Figure 7: Response to anticipated future increase in τ

(case of negatively-sloped $(q/\Lambda, x)$ schedule)

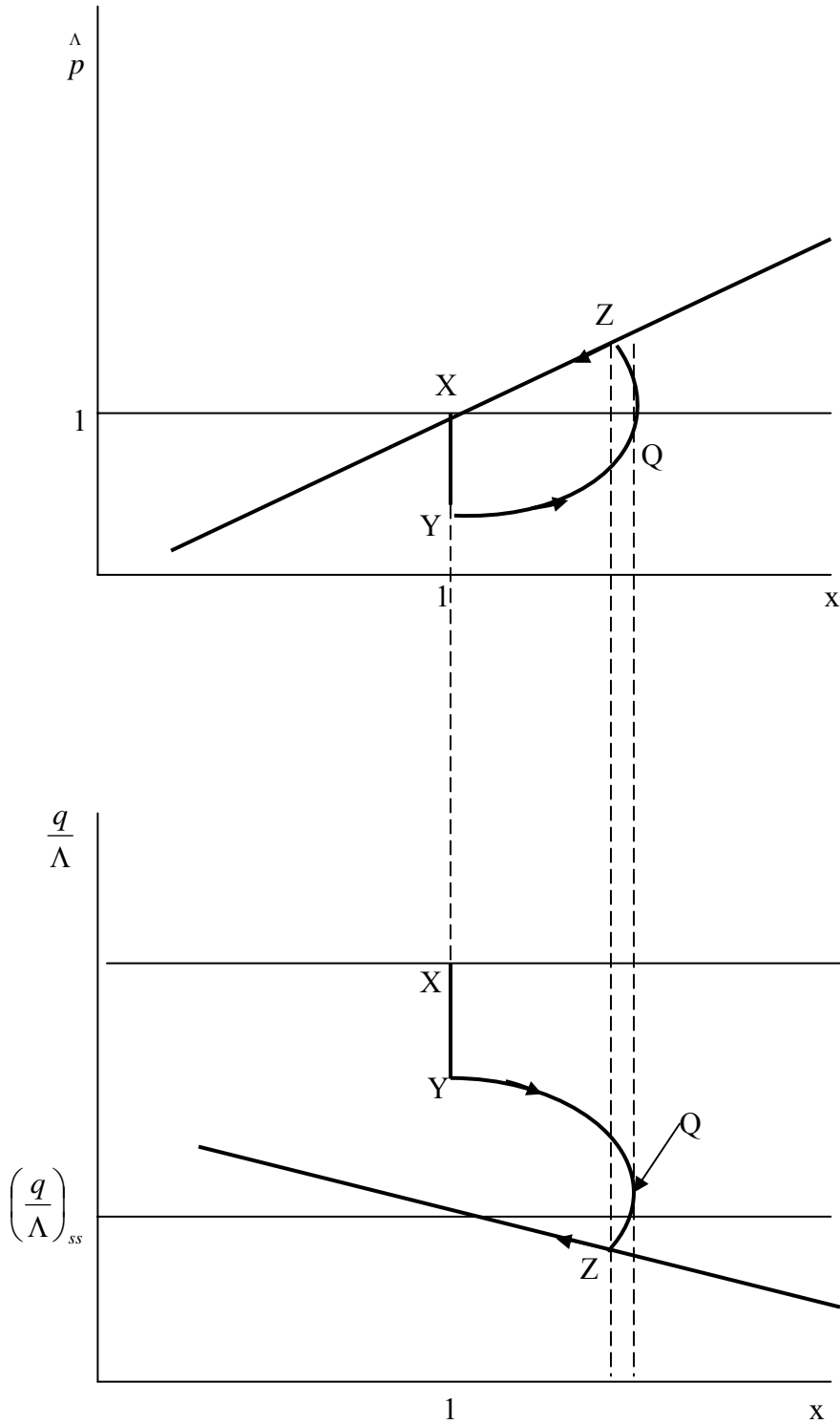


Figure 8: Long-run determination of employment

